



TODD HARMS  
Fire Chief

# Sacramento Metropolitan Fire District

10545 Armstrong Ave., Suite 200 • Mather, California 95655 • Phone (916) 859-4305 • Fax (916) 859-3715

## AGENDA

FINANCE AND AUDIT COMMITTEE  
THURSDAY, MAY 23, 2019 – 5:30 P.M.  
SACRAMENTO METROPOLITAN FIRE DISTRICT  
10545 Armstrong Avenue  
Board Room – Second Floor  
Mather, California

### COMMITTEE MEMBERS

Director Matt Kelly  
Director Randy Orzalli  
Director Ted Wood

### CALL TO ORDER

### PUBLIC OPPORTUNITY TO DISCUSS MATTERS OF PUBLIC INTEREST WITHIN COMMITTEE'S SCOPE INCLUDING ITEMS ON OR NOT ON AGENDA

### CONSENT ITEMS

*The Consent Agenda is acted upon with one motion unless a committee member requests separate discussion and/or action.*

Page No.

- |    |  |   |
|----|--|---|
| 1. | <b>Action Summary Minutes</b><br><b>Recommendation:</b> Approve the Action Summary Minutes for meeting of February 28, 2018. | 2 |
|----|--|---|

### PRESENTATION ITEMS

- |    |  |   |
|----|--|---|
| 1. | <b>Preliminary Budget FY 2019/2020 (CFO Amanda Thomas)</b><br><b>Recommendation:</b> Receive presentation. No action required. | 3 |
|----|--|---|

**NEXT MEETING DATE: June 27, 2019 at 5:30 PM**

**ANTICIPATED ACTION AND PRESENTATION ITEMS: TBD**

### ADJOURNMENT

Posted on May 20, 2019

Melissa Penilla, Clerk of the Board

\* Under Separate Cover

\*\* No written report



TODD HARMS  
Fire Chief

# Sacramento Metropolitan Fire District

10545 Armstrong Ave., Suite 200 • Mather, California 95655 • Phone (916) 859-4305 • Fax (916) 859-3715

## ACTION SUMMARY MINUTES

**FINANCE AND AUDIT COMMITTEE  
THURSDAY, APRIL 25, 2019  
SACRAMENTO METROPOLITAN FIRE DISTRICT  
10545 Armstrong Avenue  
Board Room – Second Floor  
Mather, California**

### CALL TO ORDER

The meeting was called to order at 5:30 p.m. by Director Kelly. Committee members present: Kelly, Orzalli and Wood. Committee members absent: none. Staff present: Chief Harms and Clerk Penilla.

**PUBLIC COMMENT:** None

### CONSENT AGENDA

**Action:** Moved by Orzalli, seconded by Wood, and carried unanimously by members present to adopt the Consent Calendar as follows:

- 1. Action Summary Minutes**  
**Recommendation:** Approve the Action Summary Minutes for meeting of February 28, 2019.  
**Action:** Approved the Action Summary Minutes.
- 2. Quarterly Investment Report from March 2019**  
**Recommendation:** Receive and file the investment report for the 3<sup>rd</sup> quarter of Fiscal Year 2018-19.  
**Action:** Filed the investment report for the 3<sup>rd</sup> quarter of Fiscal Year 2018-19.

### PRESENTATION ITEMS

- 1. Financial Report through February 28, 2019 (Controller Ron Empedrad)**  
**Recommendation:** Receive and file Financial Report. No action required.  
**Action:** No action taken.

### ADJOURNMENT

The meeting adjourned at 5:38 p.m.

---

Director Kelly, Chair

---

Melissa Penilla, Board Clerk



TODD HARMS  
Fire Chief

# Sacramento Metropolitan Fire District

---

10545 Armstrong Ave., Suite 200 • Mather, CA 95655 • Phone (916) 859-4300 • Fax (916) 859-3702

**DATE:** May 23, 2019  
**TO:** Finance and Audit Committee  
**SUBJECT:** Preliminary Budget for the Fiscal Year Ending June 30, 2020

## TOPIC

The Preliminary Budget for FY 2019/20 is being presented to the Finance and Audit Committee for input in advance of recommendation to the Board of Directors for adoption.

## DISCUSSION

The FY 2019/20 Preliminary Budget is included in the attached document and summarized below.

### GENERAL FUND

FY 2019/20 General Fund revenue is projected to total \$217 million compared to budgeted General Fund expenditures of \$218 million. After accounting for a transfer in from the Intergovernmental Transfer (IGT) Fund of \$8 million and transfers out to the Capital Facilities and Grants Funds of a combined \$7 million, the FY 2019/20 General Fund budget is essentially balanced.

### FY 2019/20 Revenue

Projected FY 2019/20 General Fund revenues of \$217 million represent an increase of \$9 million compared to the FY 2018/19 mid-year budget of \$208 million. The primary factors contributing to this change include:

- Property Taxes: Property tax revenues of \$157 million account for approximately 70% of total General Fund financing sources and represent an increase of 5% over the FY 2018/19 mid-year budget of \$149 million.
- Medic Cost Recovery: A \$500,000 increase in medic cost recovery is assumed as a result of an expected rate increase effective July 1, 2019 to reflect cost inflation over the last year.

In addition, a \$1 million expected increase in the transfer from the IGT Fund results in a total \$10 million increase in General Fund sources of funding.

## **FY 2018/19 Expenditures**

General Fund expenditures of \$218 million represent a \$10 million increase compared to 2018/19 budgeted expenditures. Including required transfers from the General Fund to the Capital Facilities Fund and Grants Fund of \$7 million, the overall increase in the use of General Fund resources is \$12 million.

Highlights of the major changes are as follows:

### **Labor**

General Fund budgeted labor costs total \$182 million for FY 2019/20, which represents a \$7 million increase compared to the FY 2018/19 mid-year budget.

Factors contributing to the increase in General Fund labor expenses include increases in required pension and other postemployment benefits (OPEB) contributions, assumed increases in medical premiums, increases in shift and day overtime costs, and increased salaries and benefits costs for firefighter recruits based on larger planned academies.

As a result of the budgeting assumption that all positions are filled, callback overtime for FY 2018/19 is projected to be reduced by approximately \$7 million (29%) compared to FY 2018/19.

### **Services and Supplies**

The services and supplies budget totals \$31 million, an increase of approximately \$3 million from the prior year. Changes from FY 2018/19 include:

- An increase of \$1.1 million for contract ambulance service based on the addition of two units effective July 1, 2019
- An increase of \$700,000 for non-capital items associated with the replacement of Self-Contained Breathing Apparatus (SCBA) equipment
- An increase of \$600,000 for the District's liability and property insurance premium

### **Taxes, Licenses, Assessments, Debt Service & Contributions**

This expenditure category includes the assessment paid to the County for property tax administration, the assessment paid to the State for the Ground Emergency Medical Transport Quality Assurance Fee (GEMT QAF), General Fund debt service payments and other assessments and fees. FY 2019/20 total expenditures for this category are budgeted at \$4.6 million.

## **INTERGOVERNMENTAL TRANSFER (IGT) FUND**

Intergovernmental Transfers (IGT) allow the recovery of federal funds associated with the District's transport of Medi-Cal managed care beneficiaries. The expenditures and revenues associated with these transfers are tracked in a separate fund in order to provide greater transparency, and the net revenue generated is transferred to the General Fund to fund District cost to provide healthcare services.

It is anticipated that IGTs covering activity for FY 2018/19 will be completed during FY 2019/20. A total of \$6.5 million is expected to be transferred to the State in order to receive approximately \$14.5 million, for net IGT revenue of \$8 million.

Net funding of approximately \$8 million from the IGTs covering activity for FY 2017/18 is anticipated to be received during FY 2018/19 but will be transferred and applied to General Fund expenditures in FY 2019/20. The funding from the IGT covering activity for FY 2018/19 is expected to fund General Fund expenditures in FY 2020/21.

## **CAPITAL FACILITIES FUND**

The Capital Facilities Fund accounts for the costs of acquiring and financing capital assets. Transfers are required from the General Fund to cover the cost of any assets not financed and to pay debt service.

Budgeted expenditures for FY 2019/20 total \$13 million, which includes \$7 million for capital outlay and \$6 million for debt service. Approximately \$5 million of the \$7 million in capital outlay is expected to be financed, with an additional \$1 million already having been financed in the prior year. The remaining capital expenditures and debt service payments are funded with a \$7 million transfer from the General Fund.

Major capital purchases for FY 2019/20 include:

- Three Type I engines - \$2.1 million
- Two water tenders - \$0.9 million
- SCBA packs (not funded by grant) - \$0.8 million
- Three ambulances - \$0.6 million
- ERP system implementation - \$0.6 million
- Air unit - \$0.5 million

## **GRANTS FUND**

The FY 2019/20 Grants Fund Preliminary Budget includes approximately \$4.5 million in expenditures associated with Assistance to Firefighters Grant (AFG) for

a regional SCBA purchase managed by the District. Approximately \$2.3 million of the total is related to equipment for other regional agencies, funded with grant revenue and agency contributions. The District's share of the grant is \$2.2 million, with \$1.7 million funded by the grant and the remaining \$0.5 million funded by a transfer from the General Fund.

As additional grants are awarded and accepted, the associated revenues and expenditures will be reflected through revisions to the budget.

**LEASED PROPERTIES FUND**

The District leases property not required for current operations and accounts for the revenues and expenditures associated with leased property in the Leased Properties Fund. Total lease revenue for FY 2019/20 is projected at approximately \$1.1 million, while expenses associated with the leased property are budgeted at approximately \$700,000.

**DEVELOPMENT IMPACT FEES FUND**

Annual development impact fee revenue of \$1.3 million is budgeted for FY 2019/20. Use of this revenue source is restricted to costs related to new fire stations and equipment needed to mitigate the impacts of new development. During FY 2019/20, the District expects to use this funding to begin design and construction of Station 68, with \$3.8 million budgeted for this purpose.

**RECOMMENDATION**

Staff recommends that the Finance and Audit Committee receive the presentation on the FY 2019/20 Preliminary Budget and provide any input to be incorporated in the Preliminary Budget to be recommended to the Board of Directors for adoption on June 13, 2019.

Submitted by:




\_\_\_\_\_  
Amanda Thomas  
Chief Financial Officer

Approved by:



\_\_\_\_\_  
Todd Harms  
Fire Chief



# Preliminary Budget

## Fiscal Year 2019/20

July 1, 2019 – June 30, 2020

Presented to the Finance & Audit Committee by:  
Todd Harms, Fire Chief & Amanda Thomas, Chief Financial Officer  
May 23, 2019



# TABLE OF CONTENTS

Preliminary Budget FY2019-20

## INTRODUCTION

Board of Directors .....	2
Division Boundary Maps .....	3
Fire Chief .....	8
Command Staff .....	9
District History .....	10
Fire Station Locations .....	11
Fire Station Addresses .....	12

## FIRE CHIEF'S BUDGET REPORT

Fire Chief's Budget Report <i>(to be presented to the full Board June 13, 2019)</i> .....	
---	--

## ALL FUNDS SUMMARIES

Budget Summary - All Funds .....	15
Fund Balance Summary .....	16
Summary of Revenues and Other Financing Sources .....	17
Summary of Expenditures and Other Financing Uses .....	18
Debt Service Schedule .....	19
Expenditures by Division .....	20
Capital Outlay Summary .....	21

## FUND ACTIVITY

### Revenue & Expenditures - General Operating Fund

Budget Summary .....	23
<b>Revenue</b>	
Detail .....	24
Chart .....	25
<b>Expenditures</b>	
Expenditures Detail by Account .....	26
Chart .....	28
Labor Costs .....	29
Expenditures by Division .....	30

### Revenue & Expenditures - Other Funds

Capital Facilities Fund Summary .....	32
Grants Fund Summary .....	33
Development Impact Fees Fund Summary .....	34
Leased Properties Fund Summary .....	35
IGT Fund Summary .....	36

## BUDGETARY AND FINANCIAL FRAMEWORK..... 37

## DIVISIONS

Organizational Chart .....	43
Board of Directors .....	44
Office of the Fire Chief.....	46
Administrative Branch .....	52
Operations Branch .....	62
Support Services Branch .....	77

## PERSONNEL

Position Authorization Document (PAD) .....	89
Salary Scale .....	91



---

# INTRODUCTION





## BOARD OF DIRECTORS

---

**Cynthia Saylor**



**DIVISION 1**

**Grant B. Goold**



**DIVISION 2**

**Randy Orzalli**



**DIVISION 3**

---

**Ted Wood**



**DIVISION 4**

**SECRETARY**  
**Jennifer Sheetz**



**DIVISION 5**


**D'Elman Clark**



**DIVISION 6**

---

**Matt Kelly**



**DIVISION 7**

**VICE-PRESIDENT**  
**Gay Jones**



**DIVISION 8**

**PRESIDENT**  
**Jim Barnes**



**DIVISION 9**

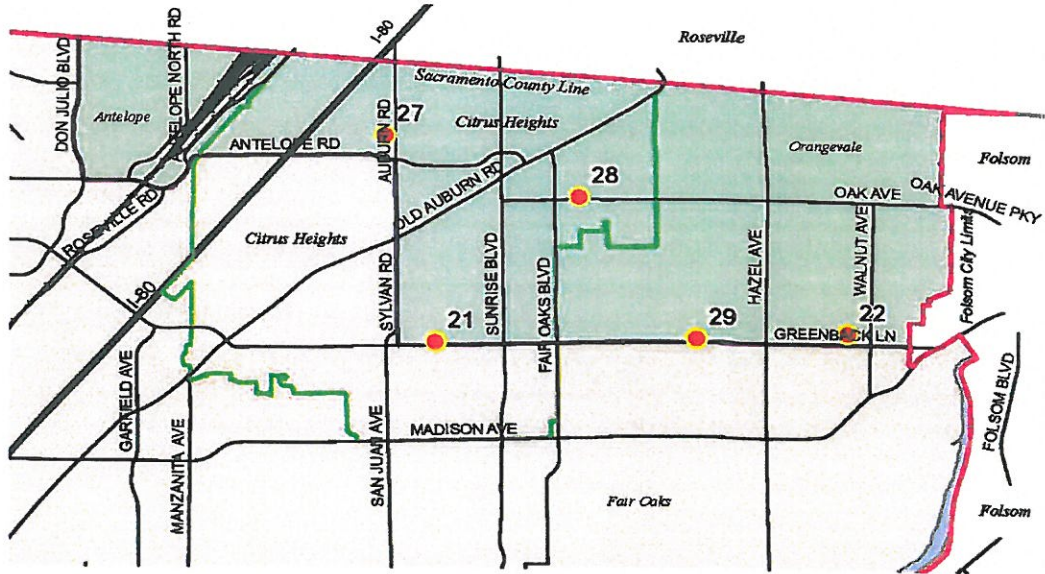




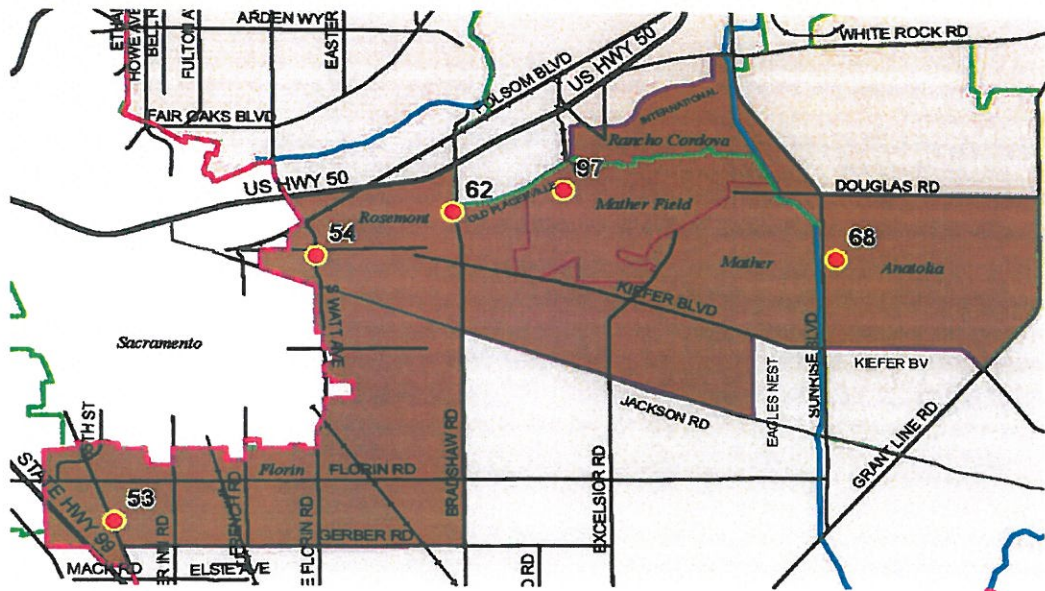
# DIVISION BOUNDARY MAPS



## DIVISION 3



## DIVISION 4



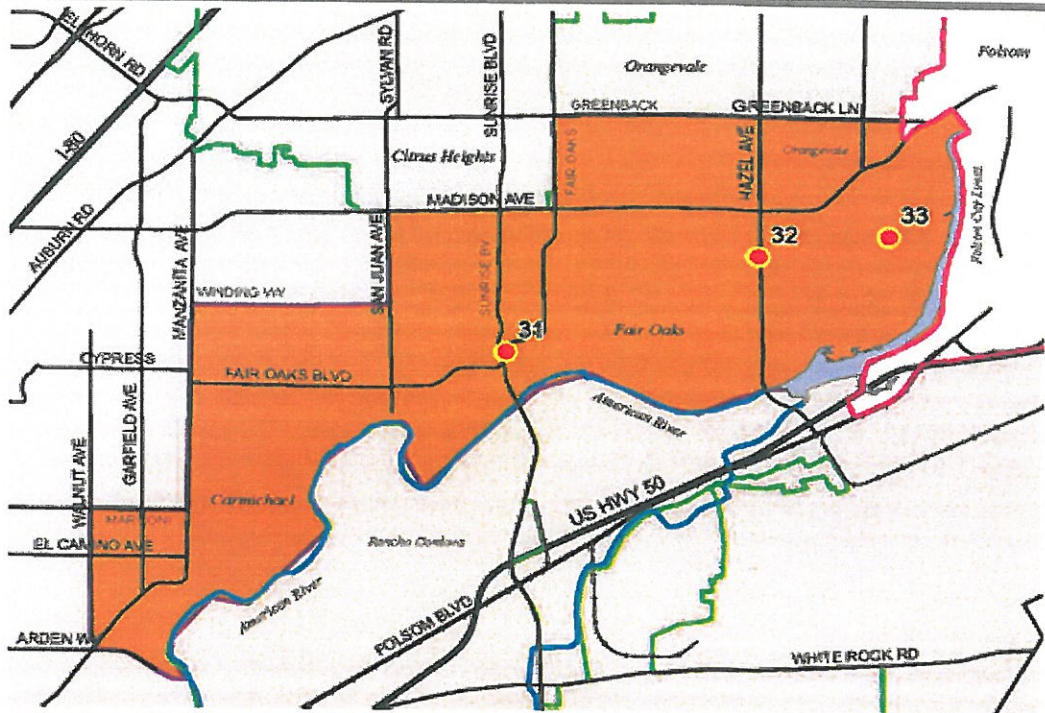
- Fire Station
- Metro Fire



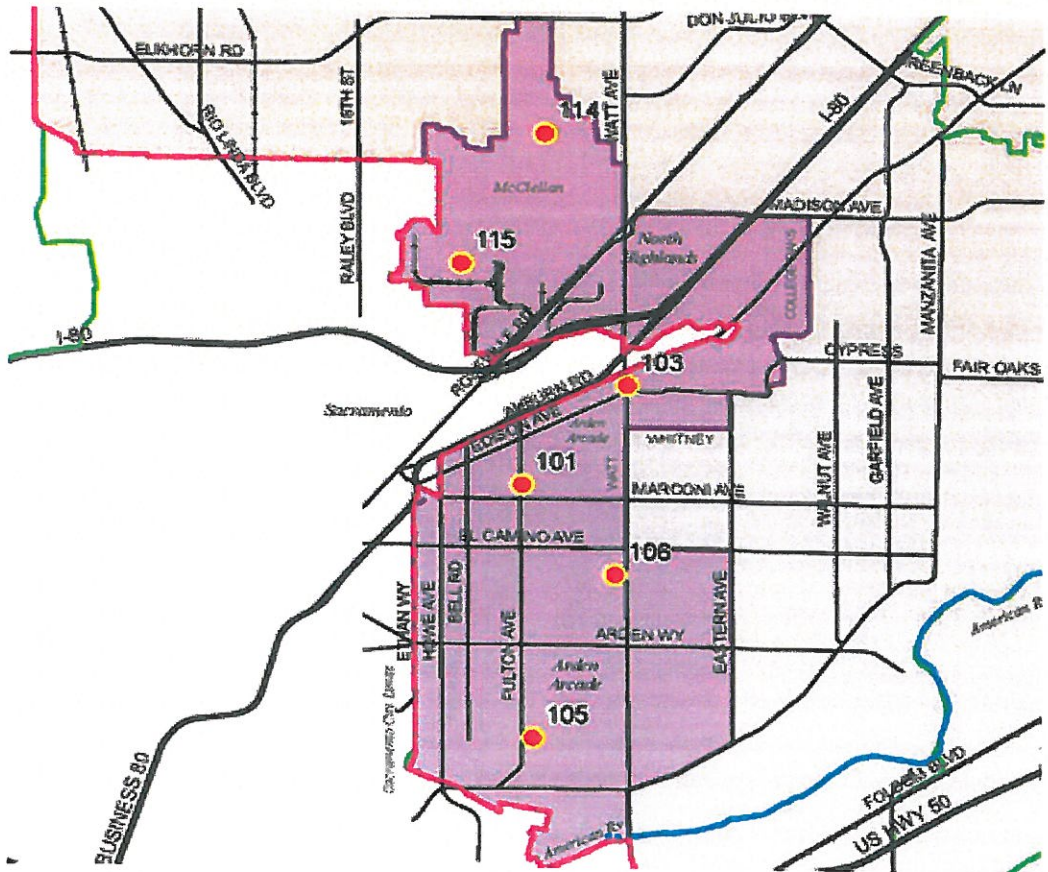
# DIVISION BOUNDARY MAPS



## DIVISION 5



## DIVISION 6



- Fire Station
- Metro Fire

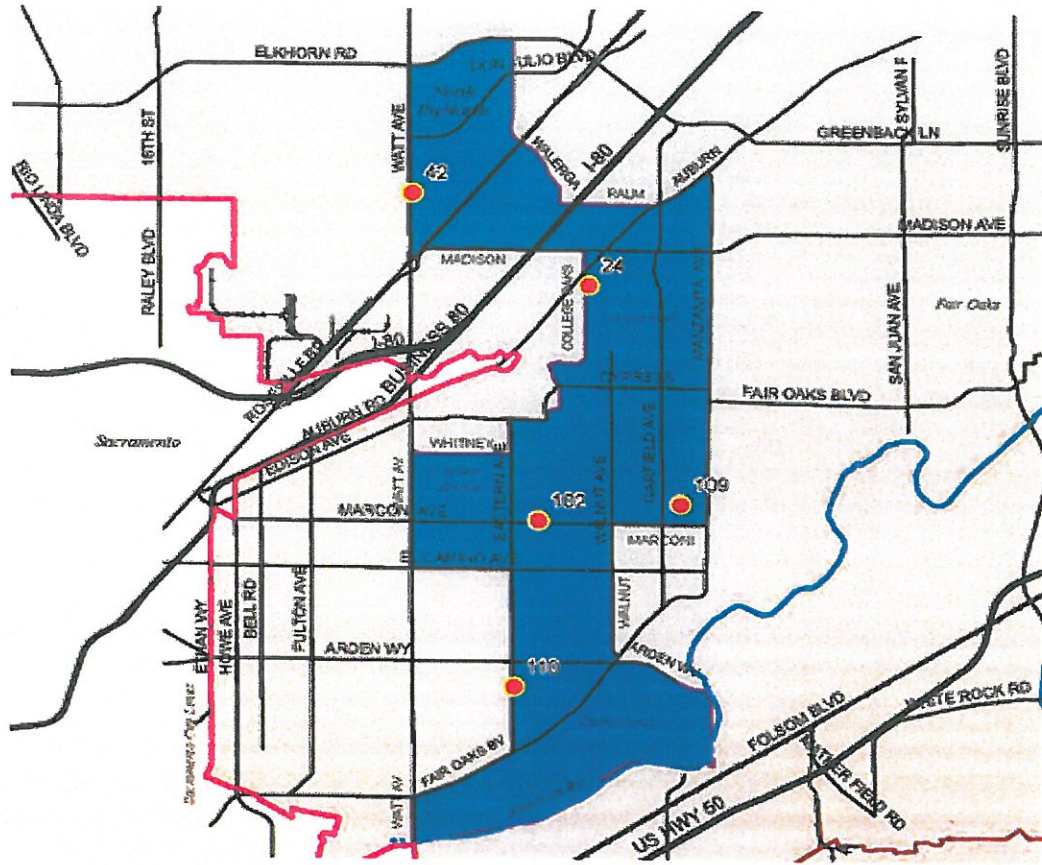
Finance & Audit Committee 5/23/19



# DIVISION BOUNDARY MAPS



## DIVISION 7



## DIVISION 8



- Fire Station
- Metro Fire

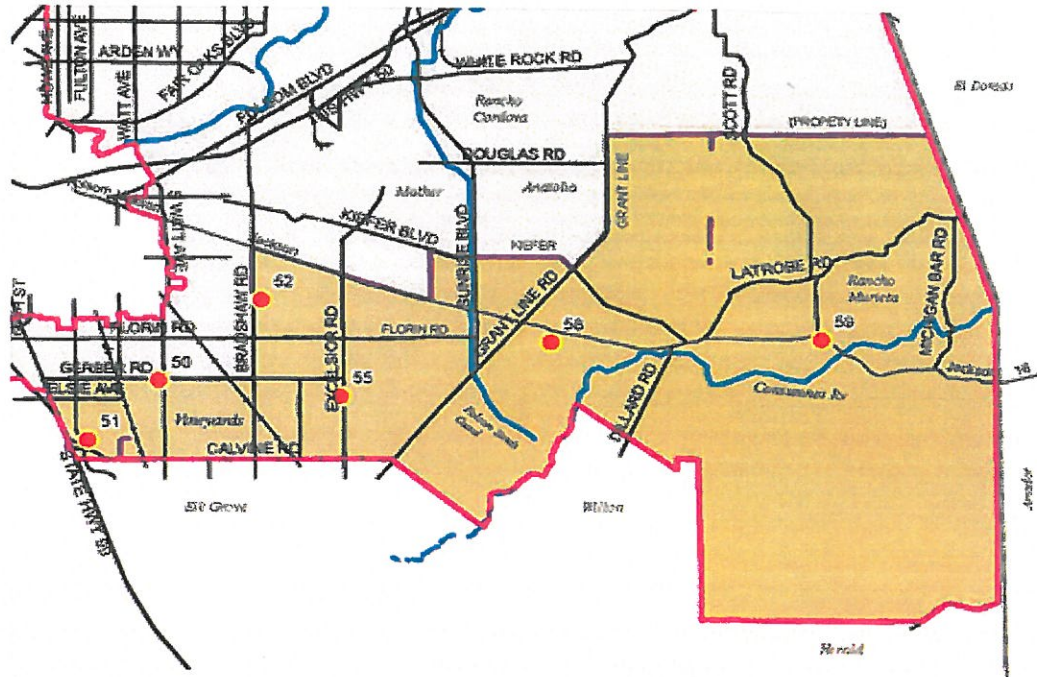
Finance & Audit Committee 5/23/19



# DIVISION BOUNDARY MAPS



## DIVISION 9



- Fire Station
- Metro Fire

Finance & Audit Committee 5/23/19

# Todd Harms



Todd Harms was appointed as the Sacramento Metropolitan Fire District's (Metro Fire) sixth Fire Chief on November 12, 2016.

Harms began his fire service career in 1981 as a Firefighter Paramedic in Peotone, Illinois, and in 1987, became a member of the Phoenix Fire Department. He has progressed through the ranks as a Firefighter, Paramedic, Engineer, Captain, Battalion Chief, Assistant Chief, Deputy Chief and Shift Commander.

Harms has 35 years of public safety service, of which nine were spent serving as an Executive Staff member for the Phoenix Fire Department. During his tenure, he has had oversight of the Training Academy, Command Training Center, Special Operations, Operations, Personnel, Emergency Medical Services, Technical Services, dispatch and the Regional 9-1-1 services. He has been an Urban Search and Rescue (US&R) team member, with deployments to Hurricanes Katrina and Rita. Harms holds a Bachelor's degree in Fire Service Management and is a past adjunct instructor at Phoenix College in the Fire Science Program.





## COMMAND STAFF

---

Fire Chief ..... Todd Harms

### Deputy Chiefs

Administration ..... Greg Casentini

Operations ..... Eric Bridge

Support Services ..... Brian Shannon

Chief Financial Officer ..... Amanda Thomas

### Assistant Chiefs

A Shift ..... Randall Hein

B Shift ..... Tyler Wagaman

C Shift ..... Tom Neville

EMS ..... Barbara Law

Training ..... Adam House

Fire Marshal ..... Lisa Barsdale



## DISTRICT HISTORY

On September 25, 1999 by unanimous vote, the Board of Directors of the American River Fire Protection District adopted an application for reorganization resolution with the Sacramento County Fire Protection District. On September 23, 1999, the Board of Directors of Sacramento County Fire Protection District adopted the application for reorganization with the American River Fire Protection District. The adoptions of these resolutions officially called for the reorganization of both districts, which occurred on December 1, 2000.

The administration and membership of the Sacramento Metropolitan Fire District (District) recognize the contribution and rich history of its predecessor districts. There are 16 prior fire districts represented in the Metro Fire organization. The predecessor fire districts include:

<u>Arcade</u>	01/26/42 to 06/30/86
<u>Arden</u>	01/04/43 to 07/31/83
<u>Carmichael</u>	01/30/42 to 07/31/83
<u>Citrus Heights</u>	12/31/33 to 06/30/89
<u>Elverta</u>	10/22/25 to 12/31/86
<u>Fair Oaks</u>	03/27/28 to 11/02/93
<u>Florin</u>	01/26/42 to 06/30/97
<u>Mather Field</u>	1918 to 09/03/93
<u>McClellan Field</u>	1937 to 04/01/01
<u>Michigan Bar</u>	01/01/43 to 11/09/47
<u>Mills</u>	06/08/22 to 11/01/59
<u>North Highlands</u>	09/24/51 to 06/02/84
<u>Orangevale</u>	03/02/36 to 12/01/45
<u>Rancho Cordova</u>	11/02/59 to 06/30/89
<u>Rio Linda</u>	06/23/23 to 12/31/86
<u>Sloughhouse</u>	11/10/47 to 06/30/90

**Sacramento Metropolitan Fire District** is the largest district in the County of Sacramento and the seventh largest local fire agency in the State of California. The combined District now consists of about 700 employees with an area encompassing 359 square miles that include Sacramento and Placer counties.

### *Core Values*

*Integrity • Professionalism • Teamwork • Service Before Self*

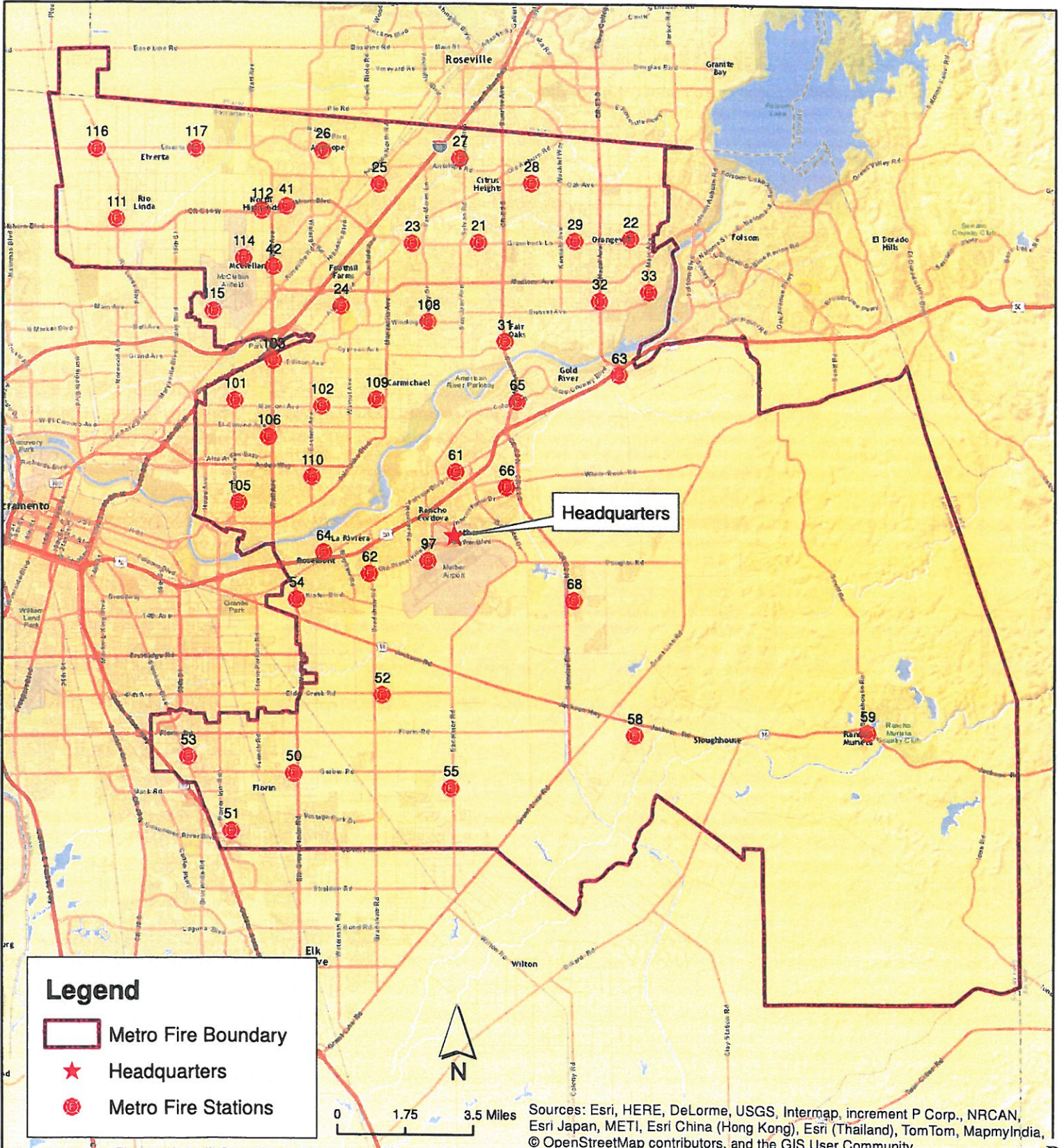
### *Mission Statement*

*“To provide professional and compassionate protection, education and service to our community.”*



# Sacramento Metropolitan Fire District

10545 Armstrong Ave, Suite 200  
Mather, CA 95655



**Legend**

- Metro Fire Boundary
- ★ Headquarters
- ⊙ Metro Fire Stations

0 1.75 3.5 Miles

Sources: Esri, HERE, DeLorme, USGS, Intermap, increment P Corp., NRCAN, Esri Japan, METI, Esri China (Hong Kong), Esri (Thailand), TomTom, MapmyIndia, © OpenStreetMap contributors, and the GIS User Community



## METRO FIRE LOCATIONS

Station/HQ	Address	BATTALION
HQ	10545 Armstrong Ave., Suite 200, Mather, CA 95655	
111	6609 Rio Linda Blvd., Rio Linda 95673	B5
112	6801 34th St., North Highlands 95660	B5
114	5824 Kelly Way, McClellan 95652	B5
115	4727 Kilzer Ave., McClellan 95652 (Air Ops)	B5
116	7995 Elwyn Ave., Elverta 95626	B5
117	7961 Cherry Brook Dr., Elverta 95626	B5
24	4942 College Oak Dr., Sacramento 95841	B5
25	7352 Roseville Rd., Sacramento 95842	B5
26	8000 Palmerson Dr., Antelope 95843	B5
41	6900 Thomas Dr., North Highlands 95660	B5
42	5608 North Haven, North Highlands 95660	B5
101	3000 Fulton Ave., Sacramento 95821	B7
102	4501 Marconi Ave., Sacramento 95821 <i>*medics only*</i>	B7
103	3824 Watt Ave., Sacramento 95821	B7
105	2691 Northrop Ave., Sacramento 95864	B7
106	2200 Park Towne Cir., Sacramento 95825	B7
108	6701 Winding Way, Fair Oaks 95628	B7
109	5634 Robertson Ave., Carmichael 95608 (HazMat)	B7
110	1432 Eastern Ave., Sacramento 95864	B7
50	8880 Gerber Rd., Sacramento 95828	B9
51	8210 Meadowhaven Dr., Sacramento 95828	B9
53	6722 Fleming Ave., Sacramento 95828	B9
54	8900 Fredric Ave., Sacramento 95826	B9
55	7776 Excelsior Rd., Sacramento 95829	B9
62	3646 Bradshaw Rd., Sacramento 95827	B9
64	9116 Vancouver Dr., Sacramento 95826	B9
21	7641 Greenback Ln., Citrus Heights 95610	B13
22	6248 Chestnut Ave., Orangevale 95662	B13
23	6421 Greenback Ln., Citrus Heights 95621	B13
27	7474 Grand Oaks Bl., Citrus Heights 95621	B13
28	8189 Oak Ave., Citrus Heights 95610	B13
29	8681 Greenback Ln., Orangevale 95662	B13
31	7950 California Ave., Fair Oaks 95628	B13
32	8890 Roediger Lane, Fair Oaks 95628	B13
58	7250 Sloughhouse Rd., Elk Grove 95624	B14
59	7210 Murieta Drive, Rancho Murieta 95683	B14
61	10595 Folsom Bl., Rancho Cordova 95670	B14
63	12395 Folsom Bl., Rancho Cordova 95742	B14
65	11201 Coloma Rd., Rancho Cordova 95670	B14
66	3180 Kilgore Rd., Rancho Cordova 95670	B14
68	4381 Anatolia Dr., Rancho Cordova 95742	B14

---

# **FIRE CHIEF'S BUDGET REPORT**

*(to be presented to the full Board June 13, 2019)*

---

# ALL FUNDS SUMMARIES





## BUDGET SUMMARY - ALL FUNDS

### Preliminary Budget FY 2019-20

	GENERAL FUND	CAPITAL FACILITIES FUND	LEASED PROPERTIES FUND	GRANTS FUND	DEVELOPMENT IMPACT FEES FUND	IGT FUND	TOTALS
<b>REVENUES</b>							
PROPERTY TAXES	\$ 156,978,000	\$ -	\$ -	\$ -	\$ -	\$ -	\$ 156,978,000
USE OF MONEY AND PROPERTY	15,000	-	1,099,165	-	-	-	1,114,165
INTERGOVERNMENTAL	4,574,000	-	-	4,031,897	-	-	8,605,897
CHARGES FOR SERVICES	54,657,339	-	-	-	1,300,000	14,500,000	70,457,339
MISCELLANEOUS REVENUE	948,836	-	-	-	-	-	948,836
<b>Total Revenues</b>	<b>217,173,175</b>	<b>-</b>	<b>1,099,165</b>	<b>4,031,897</b>	<b>1,300,000</b>	<b>14,500,000</b>	<b>238,104,237</b>
<b>EXPENDITURES:</b>							
LABOR COSTS	182,218,069	-	-	-	-	-	182,218,069
SERVICES & SUPPLIES	31,062,257	-	420,952	425,787	70,000	6,500,000	38,478,996
TAXES, LICENSES, DEBT SERVICE & OTHERS	4,615,038	6,046,889	296,582	2,248,004	-	-	13,206,513
CAPITAL OUTLAY	-	7,160,375	-	1,821,831	3,800,000	-	12,782,206
<b>Total Expenditures</b>	<b>217,895,364</b>	<b>13,207,264</b>	<b>717,534</b>	<b>4,495,622</b>	<b>3,870,000</b>	<b>6,500,000</b>	<b>246,685,784</b>
<b>REVENUE LESS EXPENDITURES</b>	<b>(722,189)</b>	<b>(13,207,264)</b>	<b>381,631</b>	<b>(463,725)</b>	<b>(2,570,000)</b>	<b>8,000,000</b>	<b>(8,581,547)</b>
<b>OTHER FINANCING SOURCES(USES)</b>							
ISSUANCE OF CAPITAL LEASES	-	4,969,100	-	-	-	-	4,969,100
SALE OF ASSETS	-	-	-	-	-	-	-
TRANSFERS IN(OUT) FUND A-General	-	6,811,889	-	463,727	-	(8,000,000)	(724,384)
TRANSFERS IN(OUT) FUND D-Cap Fac	(6,811,889)	-	-	-	-	-	(6,811,889)
TRANSFERS IN(OUT) FUND G-Grants	(463,727)	-	-	-	-	-	(463,727)
TRANSFERS IN(OUT) FUND L-Leases	-	-	-	-	-	-	-
TRANSFERS IN(OUT) FUND M-IGT	8,000,000	-	-	-	-	-	8,000,000
<b>Total Transfers</b>	<b>724,384</b>	<b>11,780,989</b>	<b>-</b>	<b>463,727</b>	<b>-</b>	<b>(8,000,000)</b>	<b>4,969,100</b>
<b>SPECIAL ITEM</b>							
EARLY BOND RETIREMENT	-	-	-	-	-	-	-
<b>CHANGE IN FUND BALANCE</b>	<b>\$ 2,195</b>	<b>\$ (1,426,275)</b>	<b>\$ 381,631</b>	<b>\$ 2</b>	<b>\$ (2,570,000)</b>	<b>\$ -</b>	<b>\$ (3,612,447)</b>



## FUND BALANCE SUMMARY

### Preliminary Budget FY 2019-20

	GENERAL FUND	CAPITAL FACILITIES FUND	LEASED PROPERTIES FUND	GRANTS FUND	DEVELOPMENT IMPACT FEES FUND	IGT FUND	TOTALS
<b>Estimated Fund Balance Available June 30, 2019</b>	\$ 26,734,015	\$ 1,426,275	\$ -	\$ 659,765	\$ 3,870,532	\$ 8,000,000	\$ 40,801,470
Revenues	217,173,175	-	1,099,165	4,031,897	1,300,000	14,500,000	238,104,237
Other Financing Sources	8,000,000	11,780,989	-	463,727	-	-	20,244,716
Release of Committed Funds	-	-	-	-	-	-	-
<b>Estimated Funds Available</b>	<b>251,907,190</b>	<b>13,207,264</b>	<b>1,099,165</b>	<b>5,155,389</b>	<b>5,170,532</b>	<b>22,500,000</b>	<b>299,150,423</b>
Expenditures	(217,895,364)	(13,207,264)	(717,534)	(4,495,622)	(3,870,000)	(6,500,000)	(246,685,784)
Other Financing Uses	(7,275,616)	-	-	-	-	(8,000,000)	(15,275,616)
Special Item	-	-	-	-	-	-	-
<b>Estimated Fund Balance at June 30, 2020</b>	<b>\$ 26,736,210</b>	<b>\$ -</b>	<b>\$ 381,631</b>	<b>\$ 659,767</b>	<b>\$ 1,300,532</b>	<b>\$ 8,000,000</b>	<b>\$ 37,189,023</b>





## SUMMARY OF REVENUES AND OTHER FINANCING SOURCES

Preliminary Budget FY 2019-20

<u>SOURCE</u>	ACTUALS FY 2016-17	ACTUALS FY 2017-18	MID-YEAR FY 2018-19	PRELIMINARY FY 2019-20
<b>REVENUES</b>				
Taxes	\$ 131,575,139	\$ 141,419,052	\$ 148,935,800	\$ 156,978,000
Charges for Services	62,417,187	80,611,926	65,361,771	70,457,339
Intergovernmental	5,519,510	5,966,037	8,612,234	8,605,897
Miscellaneous Revenues	724,419	1,859,066	1,021,184	948,836
Use of Money or Property	994,321	425,244	377,574	1,114,165
<b>Total Revenues</b>	<b>201,230,576</b>	<b>230,281,325</b>	<b>224,308,563</b>	<b>238,104,237</b>
<b>OTHER FINANCING SOURCES</b>	<b>17,121,503</b>	<b>13,374,536</b>	<b>18,147,016</b>	<b>20,244,716</b>
<b>TOTALS</b>	<b>\$ 218,352,079</b>	<b>\$ 243,655,861</b>	<b>\$ 242,455,579</b>	<b>\$ 258,348,953</b>
<b>FUNDS</b>				
General Fund	\$ 187,844,610	\$ 201,733,730	\$ 215,202,942	\$ 225,173,175
Pension Obligation Bond Fund	16,189	33,254	-	-
Capital Facilities Fund	11,212,395	6,796,601	10,680,724	11,780,989
Lease Properties Fund	746,085	930,749	667,303	1,099,165
Grants Fund	1,484,104	1,746,956	4,604,610	4,495,624
Development Impact Fees Fund	1,521,507	1,269,649	1,300,000	1,300,000
IGT Fund	15,527,189	31,144,922	10,000,000	14,500,000
<b>TOTALS</b>	<b>\$ 218,352,079</b>	<b>\$ 243,655,861</b>	<b>\$ 242,455,579</b>	<b>\$ 258,348,953</b>



## SUMMARY OF EXPENDITURES AND OTHER FINANCING USES

Preliminary Budget FY 2019-20

<u>OBJECT</u>	ACTUALS FY 2016-17	ACTUALS FY 2017-18	MID-YEAR FY 2018-19	PRELIMINARY FY 2019-20
<b>EXPENDITURES</b>				
Labor Costs	\$ 155,865,746	\$ 166,918,089	\$ 175,254,296	\$ 182,218,069
Services & Supplies	32,615,010	43,483,088	39,002,703	38,478,996
Taxes, Licenses, Debt Service & Others	5,734,812	7,167,466	9,810,689	13,206,513
Capital Outlay	7,249,750	3,187,708	9,600,463	12,782,206
<b>Total Expenditures</b>	<b>201,465,318</b>	<b>220,756,351</b>	<b>233,668,151</b>	<b>246,685,784</b>
<b>OTHER FINANCING USES</b>	<b>10,901,090</b>	<b>10,436,329</b>	<b>12,252,781</b>	<b>15,275,616</b>
<b>TOTALS</b>	<b>\$ 212,366,408</b>	<b>\$ 231,192,680</b>	<b>\$ 245,920,932</b>	<b>\$ 261,961,400</b>
<b>FUNDS</b>				
General Fund	\$ 185,621,592	\$ 196,615,246	\$ 212,994,702	\$ 225,170,980
Pension Obligation Bond Fund	-	-	40,000	-
Capital Facilities Fund	9,181,758	6,853,339	12,832,675	13,207,264
Lease Properties Fund	774,660	1,581,976	905,756	717,534
Grants Fund	1,482,364	1,809,539	4,604,612	4,495,622
Development Impact Fees Fund	80,000	64,202	1,570,000	3,870,000
IGT Fund	15,226,034	24,268,378	12,973,187	14,500,000
<b>TOTALS</b>	<b>\$ 212,366,408</b>	<b>\$ 231,192,680</b>	<b>\$ 245,920,932</b>	<b>\$ 261,961,400</b>



**DEBT SERVICE SCHEDULE**  
**Preliminary Budget FY 2019-20**

	Regular Debt Payments		Sinking Fund	Total
	Principal	Interest		
<b>FUNDS</b>				
<b>General Fund</b>				
Pension Obligation Bonds	\$ 2,250,000	\$ 1,876,888	\$ 2,298,053	\$ 6,424,941
Lease Revenue Bonds	203,152	111,813	-	314,965
P-25 Radio Financing	261,906	8,280	-	270,186
IT Equipment Leases	-	-	-	-
Subtotal	<u>2,715,058</u>	<u>1,996,981</u>	<u>2,298,053</u>	<u>7,010,092</u>
<b>Capital Facilities Fund</b>				
Gurney Lease	201,242	12,318	-	213,560
Apparatus and Equipment Leases	5,317,262	451,556	-	5,768,818
Lease Revenue Bonds	22,901	41,610	-	64,511
Subtotal	<u>5,541,405</u>	<u>505,484</u>	<u>-</u>	<u>6,046,889</u>
<b>Leased Properties Fund</b>				
Lease Revenue Bonds	105,287	191,295	-	296,582
<b>TOTALS</b>	<u>\$ 8,361,750</u>	<u>\$ 2,693,760</u>	<u>\$ 2,298,053</u>	<u>\$ 13,353,563</u>



## Expenditures by Division - All Funds Preliminary Budget FY 2019-20

		ACTUALS FY 2016-17	ACTUALS FY 2017-18	MID-YEAR FY 2018-19	PRELIMINARY FY 2019-20	VARIANCE W/ MID-YEAR
<b>OFFICE OF THE FIRE CHIEF</b>						
FCH	FIRE CHIEF					
DEV	DEVELOPMENT TEAM	2,850,243	2,104,019	2,096,067	2,061,952	-1.6%
BRD	BOARD OF DIRECTORS	16,339	272,292	469,749	362,897	-22.7%
COR	COMMUNITY RELATIONS	352,965	230,145	290,854	291,268	0.1%
<b>ADMINISTRATION</b>						
CRR	COMMUNITY RISK REDUCTION	44,271	350,649	425,070	686,064	61.4%
DCO	DEFERRED COMP	3,867,947	3,060,929	3,386,441	3,591,757	6.1%
FIN	FINANCE	97,717	24,732	55,200	55,200	0.0%
HRE	HUMAN RESOURCES	3,365,732	3,562,004	7,236,800	5,644,385	-22.0%
NDI	NON-DIVISIONAL	1,644,792	1,635,913	2,022,514	1,852,479	-8.4%
WCO	WORKERS COMP	35,717,268	47,737,471	41,323,345	44,907,078	8.7%
<b>OPERATIONS</b>						
APE	APPARATUS & EQUIP	3,791,052	3,041,516	3,006,487	3,188,966	6.1%
ARS	ARSON/FIRE INVESTIGATIONS	1,139,858	777,707	390,420	631,222	61.7%
CER	COMM EMER RESPONSE TM	373,329	445,268	457,473	511,495	11.8%
CIS	CRITICAL INCIDENT STR MNGT	11,862	7,797	8,400	2,100	-75.0%
CPT	AIR OPS	-	17,910	19,000	31,950	68.2%
DIS	DISPATCH	1,056,149	1,654,174	1,107,925	1,422,840	28.4%
DZR	DOZER PROGRAM	3,623,018	3,643,029	4,059,009	4,059,009	0.0%
EMS	EMER MEDICAL SERVICES	183,849	26,319	28,615	36,460	27.4%
EPS	EMER PLANNING SPEC	6,233,732	6,400,242	6,955,362	8,182,343	17.6%
HFI	HEALTH & FITNESS	29,839	120,104	23,259	19,000	-18.3%
HZM	HAZMAT	314,469	299,318	426,240	463,732	8.8%
OPE	OPERATIONS ADMIN	27,923	56,993	57,000	100,000	75.4%
RCA	RECRUIT ACADEMY	1,405,798	1,193,742	1,385,738	1,471,177	6.2%
RES	RESCUE	1,109,711	1,491,016	1,574,788	1,975,777	25.5%
RFP	RESERVE FF PROGRAM	-	-	37,500	232,300	519.5%
RTL	RENTAL PROPERTIES	28,855	28,331	51,898	81,900	57.8%
SAF	SAFETY	351,463	1,153,727	609,174	129,958	-78.7%
SRP	SINGLE ROLE PARA PRG	1,151,886	1,078,520	5,746,358	7,742,852	34.7%
SUP	SUPPRESSION	3,342,795	2,929,914	2,259,720	2,515,396	11.3%
TEM	TACTICAL EMS	108,869,606	119,682,080	124,042,806	127,567,180	2.8%
TRA	TRAINING	13,946	8,630	14,300	14,150	-1.0%
UAV	UNMANNED AERIAL VEHICLE	1,956,836	1,922,923	2,117,114	1,913,978	-9.6%
USR	URBAN SEARCH & RESCUE	-	-	22,980	19,000	-17.3%
UTL	FIRE STATIONS UTILITIES AND CAPITAL OUTLAY	1,448	-	1,500	1,500	0.0%
WIL	WILDLAND	577,816	624,990	2,220,571	4,505,351	102.9%
WTR	WATER RESCUE	-	-	91,537	137,834	50.6%
<b>SUPPORT SERVICES</b>						
COM	COMMUNICATION	3,848	16,261	15,950	43,750	174.3%
FAC	FACILITIES	3,207,909	2,275,786	1,575,773	1,573,850	-0.1%
FLE	FLEET	1,507,952	1,998,628	1,735,083	2,163,678	24.7%
LOG	LOGISTICS	7,894,763	5,320,025	10,106,632	9,962,195	-1.4%
TEC	INFORMATION TECHNOLOGY	2,306,053	2,428,906	2,685,904	2,790,762	3.9%
<b>TOTALS:</b>		2,992,279	3,134,341	3,527,595	3,740,999	6.0%
		\$ 201,465,318	\$ 220,756,351	\$ 233,668,151	\$ 246,685,784	5.6%



**CAPITAL OUTLAY SUMMARY**  
**PRELIMINARY BUDGET FY 2019-20**

<u>Fund</u>	<u>Division</u>	<u>Description</u>	<u>Units</u>	<u>Price</u>	<u>Amount</u>	<u>Principal</u>	<u>Interest</u>	<u>FY 2019-20</u> <u>Costs</u>	<u>Annual</u> <u>Financing</u> <u>Cost</u>
Capital Facilities	Finance	ERP SYSTEM IMPLEMENTATION	1	600,000	600,000				
Capital Facilities	Apparatus And Equipment	HOLMATRO COMBI CUTTER (TR26, TR106)	2	13,000	26,000				
Capital Facilities	Arson	PPBRAE PLUS PID	2	8,000	16,000				
Capital Facilities	Fitness And Wellness	TruBody Analyzer	1	6,000	6,000				
Capital Facilities	Hazmat	AREA RAE PLUS	2	13,000	26,000				
Capital Facilities	Safety	SCBA Packs	140	6,065	849,100	79,335	12,737	92,071	184,143
Capital Facilities	Safety	Upgrade LOGS Main Compressor	1	10,000	10,000				
Capital Facilities	Safety	Turnout Extractors	2	15,000	30,000				
Capital Facilities	Communications	Traffic Light Controller for Station 103	1	6,500	6,500				
Capital Facilities	Communications	Digital Radio Testing for P25 Service	1	45,000	45,000				
Capital Facilities	Facility Maintenance	Sta 65 fence/gate	1	85,000	85,000				
Capital Facilities	Fleet Maintenance	TYPE I ENGINE	3	700,000	2,100,000	196,212	31,500	227,712	455,424
Capital Facilities	Fleet Maintenance	AMBULANCE	3	215,000	645,000	60,265	9,675	69,940	139,880
Capital Facilities	Fleet Maintenance	AIR UNIT	1	550,000	550,000	51,389	8,250	59,639	119,278
Capital Facilities	Fleet Maintenance	LOGISTICS FLATBED CAB AND CHASSIS	1	100,000	100,000	9,343	1,500	10,843	21,687
Capital Facilities	Fleet Maintenance	VAN - COMMUNICATIONS	2	60,000	120,000	11,212	1,800	13,012	26,024
Capital Facilities	Fleet Maintenance	VAN - FACILITIES	1	60,000	60,000	5,606	900	6,506	13,012
Capital Facilities	Fleet Maintenance	VAN - LOGISTICS	1	60,000	60,000	5,606	900	6,506	13,012
Capital Facilities	Fleet Maintenance	PICK-UP - FACILITIES	1	70,000	70,000	6,540	1,050	7,590	15,181
Capital Facilities	Fleet Maintenance	CARRY FORWARD - WATER TENDER	2	441,047	882,094				
Capital Facilities	Fleet Maintenance	CARRY FORWARD - PICK-UP - BC	2	60,000	120,000				
Capital Facilities	Fleet Maintenance	CARRY FORWARD - STRYKER POWER	3	25,000	75,000				
Capital Facilities	Fleet Maintenance	PARTS WASHER	1	12,500	12,500				
Capital Facilities	Fleet Maintenance	PORTABLE VEHICLE LIFTS - SET OF 8	1	100,000	100,000				
Capital Facilities	Fleet Maintenance	VAN - LOGISTICS (CARRY FORWARD)	1	49,181	49,181				
Capital Facilities	Fleet Maintenance	AIR OPS FUEL TANKER	1	200,000	200,000	18,687	3,000	21,687	43,374
Capital Facilities	Fleet Maintenance	PARA-MEDICINE AMBULANCE	1	215,000	215,000				
Capital Facilities	Information Technology	SERVERS	-	102,000	102,000				
<b>Subtotal: Capital Facilities</b>					<b>7,160,375</b>	<b>444,195</b>	<b>71,312</b>	<b>515,507</b>	<b>1,031,014</b>
Federal Grants	Safety	SCBA's	-	1,821,831	1,821,831				
Development Impac	Fire Station 068	STATION BUILD 68	1	3,800,000	3,800,000				
<b>Grand Totals</b>					<b>12,782,206</b>	<b>444,195</b>	<b>71,312</b>	<b>515,507</b>	<b>1,031,014</b>

---

# REVENUE & EXPENDITURES GENERAL OPERATING FUND





**BUDGET SUMMARY - GENERAL FUND**  
**Preliminary Budget FY 2019-20**

	ACTUALS FY 2016-17	ACTUALS FY 2017-18	MID-YEAR FY 2018-19	PRELIMINARY FY 2019-20	VARIANCE W/ MID-YEAR BUDGET
<b>REVENUES</b>					
Property Taxes	\$ 131,575,139	\$ 141,419,052	\$ 148,935,800	\$ 156,978,000	\$ 8,042,200
Use of Money/Property	101,986	(123,080)	15,000	15,000	-
Intergovernmental	4,107,189	4,233,587	4,386,000	4,574,000	188,000
Charges for Services	45,456,395	48,338,741	54,061,771	54,657,339	595,568
Miscellaneous Revenue	724,419	1,859,066	1,021,184	948,836	(72,348)
<b>Total Revenues</b>	<b>181,965,128</b>	<b>195,727,366</b>	<b>208,419,755</b>	<b>217,173,175</b>	<b>8,753,420</b>
<b>EXPENDITURES:</b>					
<b>LABOR COSTS</b>	154,865,698	165,434,940	174,840,900	182,218,069	7,377,169
<b>OTHER EXPENDITURES:</b>					
Services & Supplies	22,782,989	23,630,389	27,758,873	31,062,257	3,303,384
Taxes, Licenses, Debt Service & Others	2,992,057	3,118,445	4,915,335	4,615,038	(300,297)
<b>Total Expenditures</b>	<b>180,640,744</b>	<b>192,183,774</b>	<b>207,515,108</b>	<b>217,895,364</b>	<b>10,380,256</b>
<b>REV LESS EXP</b>	<b>1,324,384</b>	<b>3,543,592</b>	<b>904,647</b>	<b>(722,189)</b>	<b>(1,626,836)</b>
<b>OTHER FINANCING SOURCES(USES)</b>					
Issuance of Capital Leases	-	-	-	-	-
Sale of Assets	-	1,401	10,000	-	(10,000)
Transfers in	5,879,482	6,004,963	6,773,187	8,000,000	1,226,813
Transfers out	(4,980,848)	(4,431,472)	(5,479,594)	(7,275,616)	(1,796,022)
<b>Total Other Financing Sources(Uses)</b>	<b>898,634</b>	<b>1,574,892</b>	<b>1,303,593</b>	<b>724,384</b>	<b>(579,209)</b>
<b>REV LESS EXP PLUS TRANSFERS</b>	<b>2,223,018</b>	<b>5,118,484</b>	<b>2,208,240</b>	<b>2,195</b>	<b>(2,206,045)</b>
Less: Increase/Transfer to Committed Fund Balance	(2,252,296)	(2,989,245)	-	-	-
<b>CHANGE IN FUND BALANCE</b>	<b>(29,278)</b>	<b>2,129,239</b>	<b>2,208,240</b>	<b>2,195</b>	<b>(2,206,045)</b>



## REVENUES & OTHER FINANCING SOURCES - GENERAL FUND

Preliminary Budget FY 2019-20

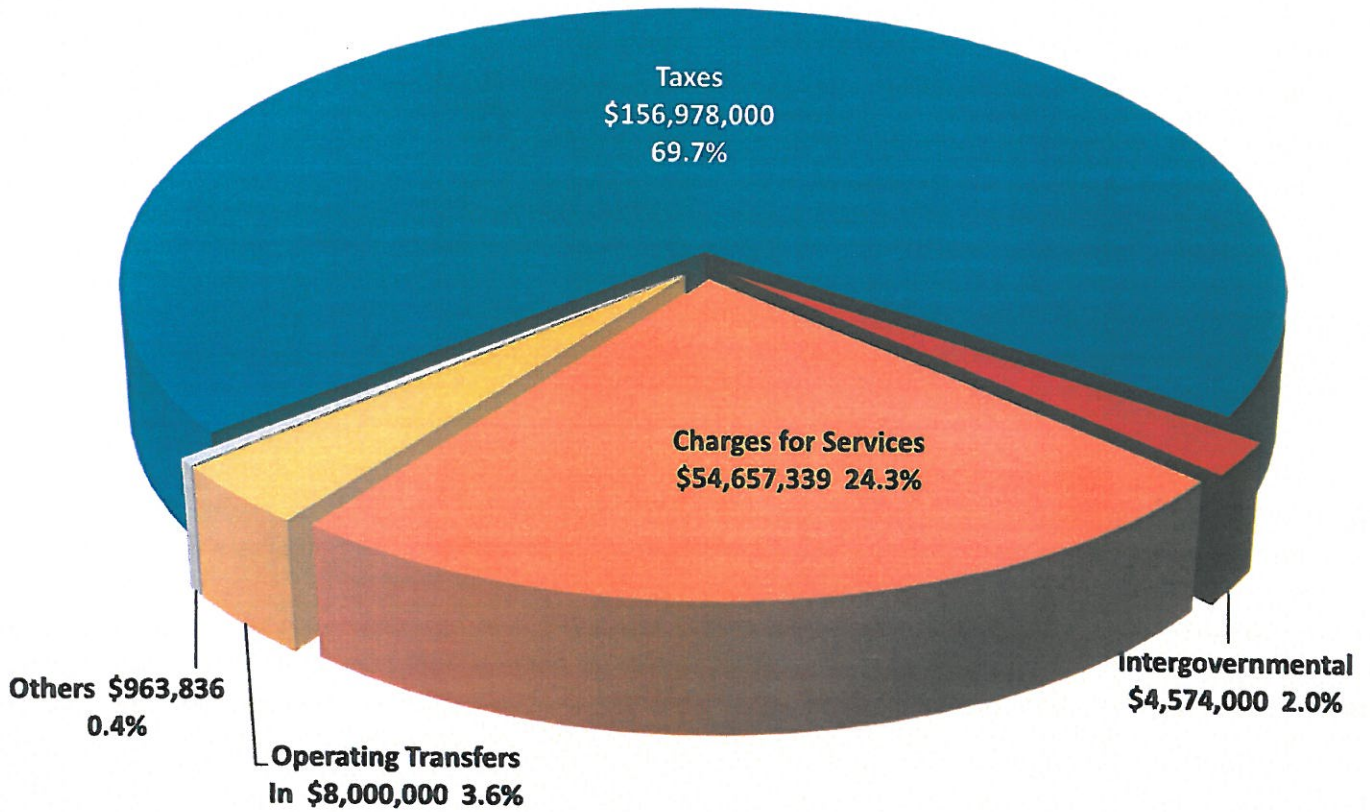
	ACTUALS FY 2016-17	ACTUALS FY 2017-18	MID-YEAR FY 2018-19	PRELIMINARY FY 2019-20	VARIANCE W/ MID-YEAR BUDGET	
910100	CURRENT SECURED PROPERTY TAXES	\$ 121,134,412	\$ 129,945,937	\$ 138,244,000	\$ 145,730,000	\$ 7,486,000
910200	CURRENT UNSECURED PROPERTY TAXES	4,533,525	4,575,728	4,879,000	4,879,000	-
910300	SUPPLEMENTAL PROPERTY TAXES	2,814,559	3,633,252	2,451,000	2,627,000	176,000
910400	TAXES-SECURED "TEETER" FUNDS	870,025	901,848	1,015,000	1,460,000	445,000
910500	TAXES-SECURED "TEETER" FUNDS	138,785	161,378	200,000	130,000	(70,000)
910600	UNITARY CURRENT SECURED TAXES	1,661,012	1,703,611	1,704,000	1,704,000	-
912000	SECURED REDEMPTION TAXES	7,497	6,840	7,000	7,000	-
913000	PRIOR UNSECURED PROPERTY TAXES	65,694	135,024	76,000	80,000	4,000
914000	PROPERTY TAX PENALTIES	21,521	25,761	27,000	28,000	1,000
976200	SPECIAL TAX ASSESSMENTS	328,109	329,673	332,800	333,000	200
<b>PROPERTY TAXES</b>		<b>131,575,139</b>	<b>141,419,052</b>	<b>148,935,800</b>	<b>156,978,000</b>	<b>8,042,200</b>
941000	INTEREST INCOME	167,606	(39,025)	15,000	15,000	-
942000	FAIR VALUE ADJUSTMENT	(65,620)	(84,055)	-	-	-
<b>USE OF MONEY/PROPERTY</b>		<b>101,986</b>	<b>(123,080)</b>	<b>15,000</b>	<b>15,000</b>	<b>-</b>
919600	RLA RESIDUAL DISTRIBUTION	1,644,959	1,762,121	1,875,000	2,006,000	131,000
952200	HOMEOWNERS PROPERTY TAX REVENUE	1,433,089	1,435,959	1,405,000	1,405,000	-
953300	REDEVELOPMENT AGENCY-PASSTHRU	1,025,667	1,031,543	1,106,000	1,163,000	57,000
956900	STATE AID AND OTHER MISC REVENUES	3,474	3,964	-	-	-
<b>INTERGOVERNMENTAL</b>		<b>4,107,189</b>	<b>4,233,587</b>	<b>4,386,000</b>	<b>4,574,000</b>	<b>188,000</b>
963900	DEPLOYMENTS/OTHER FIRE SERVICE REIMBURSEMENTS	4,688,036	5,419,304	5,800,000	5,800,000	-
964300	FEES-INSPECTIONS, PERMITS & PLAN REVIEW	2,396,366	2,162,042	2,227,505	2,050,000	(177,505)
964310	FEE-INSPECTIONS	-	-	-	-	-
964320	PERMITS & KNOX LOCK FEES	10,125	9,207	7,500	5,000	(2,500)
964330	PLAN REVIEW FEES	1,739,710	1,624,208	1,400,000	1,400,000	-
964340	CODE ENFORCEMENT INSPECTION FEES	550,836	410,042	725,000	550,000	(175,000)
964360	FIREWORK FEES	65,762	78,909	70,005	70,000	(5)
964370	PLANNING LETTERS (COUNTY)	29,933	39,676	25,000	25,000	-
964800	FIRE CONTROL SERVICE (ALARM FEES)	56,827	85,232	55,000	55,000	-
964900	COPYING SERVICE	7,423	8,136	9,300	10,300	1,000
966900	MEDICAL CARE (MEDIC FEES)	32,455,036	34,742,045	35,500,000	36,000,000	500,000
966910	GEMT REIMBURSEMENT	472,870	2,171,712	4,600,000	4,600,000	-
969300	EDUCATION TRAINING SERVICE	369,816	121,779	500,000	430,000	(70,000)
969900	CONTRACT SERVICE REVENUE	5,010,021	3,628,491	5,369,966	5,712,039	342,073
<b>CHARGES FOR SERVICES</b>		<b>45,456,395</b>	<b>48,338,741</b>	<b>54,061,771</b>	<b>54,657,339</b>	<b>595,568</b>
931000	VEHICLE CODE FINES	297	-	-	3,750	3,750
932000	OTHER COURT FINES	26,690	9,996	3,000	3,000	-
973000	DONATIONS - CERT DONATION FROM FOUNDATION	3,450	-	-	-	-
974000	INSURANCE PROCEEDS	-	538,961	146,944	-	(146,944)
979000	REVENUE - GEMT ADMIN FEE + OTHER	627,531	1,309,639	871,240	942,086	70,846
979900	REVENUE - OTHER	66,451	470	-	-	-
<b>MISCELLANEOUS REVENUE</b>		<b>724,419</b>	<b>1,859,066</b>	<b>1,021,184</b>	<b>948,836</b>	<b>(72,348)</b>
<b>Total General Operating Revenues</b>		<b>181,965,128</b>	<b>195,727,366</b>	<b>208,419,755</b>	<b>217,173,175</b>	<b>8,753,420</b>
986200	PROCEEDS FROM SALE OF ASSETS	-	1,401	10,000	-	(10,000)
987000	EXTERNAL FINANCING SOURCES	-	-	-	-	-
599100	OPERATING TRANSFERS IN (From FUND M - IGT)	5,879,482	6,004,963	6,773,187	8,000,000	1,226,813
<b>OTHER FINANCING SOURCES</b>		<b>5,879,482</b>	<b>6,006,364</b>	<b>6,783,187</b>	<b>8,000,000</b>	<b>1,216,813</b>
<b>TOTAL REVENUES AND OTHER FINANCING SOURCES</b>		<b>\$ 187,844,610</b>	<b>\$ 201,733,730</b>	<b>\$ 215,202,942</b>	<b>\$ 225,173,175</b>	<b>\$ 9,970,233</b>





**REVENUES & OTHER FINANCING SOURCES - GENERAL OPERATING FUND 212A**

**Preliminary Budget FY 2019-20**





**Expenditures and Other Financing Uses - General Fund 212A**  
**Preliminary Budget FY 2019-20**

	ACTUALS FY 2016-17	ACTUALS FY 2017-18	MID-YEAR FY 2018-19	PRELIMINARY FY 2019-20	VARIANCE W/ MID-YEAR BUDGET
<b>EXPENDITURES</b>					
LABOR COSTS	\$ 154,865,698	\$ 165,434,940	\$ 174,840,900	\$ 182,218,069	\$ 7,377,169
SERVICES & SUPPLIES	22,782,989	23,630,389	27,758,873	31,062,257	3,303,384
TAXES, LICENSES, DEBT SERVICE & OTHERS	2,992,057	3,118,445	4,915,335	4,615,038	(300,297)
CAPITAL OUTLAY	-	-	-	-	-
<b>Total Expenditures</b>	<b>180,640,744</b>	<b>192,183,774</b>	<b>207,515,108</b>	<b>217,895,364</b>	<b>10,380,256</b>
<b>OTHER FINANCING USES</b>					
TRANSFERS OUT	4,980,848	4,431,472	5,479,594	7,275,616	1,796,022
<b>Total Expenditures and Other Financing Uses</b>	<b>\$ 185,621,592</b>	<b>\$ 196,615,246</b>	<b>\$ 212,994,702</b>	<b>\$ 225,170,980</b>	<b>\$ 12,176,278</b>

Acct	Description	ACTUALS FY 2016-17	ACTUALS FY 2017-18	MID-YEAR FY 2018-19	PRELIMINARY FY 2019-20	VARIANCE W/ MID-YEAR BUDGET
110000	WAGES	\$ 90,170,659	\$ 97,629,413	\$ 100,141,415	\$ 100,222,678	\$ 81,263
120000	BENEFITS	64,695,039	67,805,527	74,699,485	81,995,391	7,295,906
	<b>Total Labor Costs</b>	<b>154,865,698</b>	<b>165,434,940</b>	<b>174,840,900</b>	<b>182,218,069</b>	<b>7,377,169</b>
200500	ADS/LEGAL NOTICES	12,913	12,377	9,050	6,930	(2,120)
201500	PRINT & COPY SERVICES	12,967	18,806	17,400	17,400	-
202100	BOOKS, SUBSCRIPTION SERVICE	7,466	7,337	10,280	10,319	39
202200	BOOKS, SUBSCRIPTION (PERM LIB)	29,174	11,984	19,348	38,645	19,297
202300	AUDIO VIDEO PRODUCTION SERVICES	7,000	5,708	11,899	14,400	2,501
202900	BUSINESS/CONFERENCE	199,161	202,327	353,373	412,895	59,522
203100	BUSINESS ACTIVITY EXP (NON-EE)	8,187	20,489	17,000	17,500	500
203500	EDUC/TRAINING SERVICES	255,306	396,397	750,864	694,140	(56,724)
203600	EDUCATION/TRAINING SUPPLIES	88,889	199,962	209,703	169,125	(40,578)
203800	EMPLOYEE AWARDS	6,715	7,133	11,000	19,500	8,500
203900	EMPLOYEE TRANSPORTATION	2,147	2,817	2,500	2,500	-
204100	OFFICE EQUIP NOT INVENTORIED	4,926	6,057	9,000	9,000	-
204500	FREIGHT/SHIPPING	5,925	4,877	8,500	7,500	(1,000)
205100	INSURANCE LBLTY,PPTY,W/C,ETC.	1,104,636	1,148,536	1,336,157	1,943,250	607,093
206100	MEMBERSHIPS	23,926	34,374	45,958	44,972	(986)
206600	PHOTO SUPPLY	1,066	543	750	750	-
208100	POSTAGE/SUPPLY/METER RNTL/LSE	12,752	14,442	16,450	16,450	-
208500	PRINTING/BINDING	17,624	16,535	33,849	24,900	(8,949)
210300	LNDSCP SVC/WEED ABTM/PEST CTRL	92,148	94,292	129,728	131,014	1,286
210400	LANDSCAPE SUPPLY	13,576	12,339	24,500	12,000	(12,500)
211100	BUILDING SERVICE	645,053	805,075	689,187	760,025	70,838
211200	BUILDING SUPPLY	80,842	70,331	68,873	52,500	(16,373)
213100	ELECTRICAL SERVICE	48,739	59,536	35,500	34,000	(1,500)
213200	ELECTRICAL SUPPLY	26,288	57,202	33,000	26,500	(6,500)
215100	MECH SYSTEMS SVC	81,292	71,269	75,015	48,032	(26,983)
215200	MECH SYSTEMS SUP	9,855	46,501	51,000	40,500	(10,500)
216100	PAINTING SERVICE	10,018	72,078	5,100	16,000	10,900
216200	PAINTING SUPPLY	6,452	10,121	16,000	6,000	(10,000)
216700	PLUMBING SERVICE	59,646	53,258	77,722	81,100	3,378
216800	PLUMBING SUPPLY	2,770	10,471	8,000	6,000	(2,000)
217100	REAL PROPERTY RENTAL	15,375	14,486	14,525	14,525	-
219100	ELECTRICITY	505,625	506,720	549,065	564,586	15,521
219200	NATURAL GAS	110,404	102,762	116,503	113,570	(2,933)
219300	REFUSE SERVICE	41,992	47,538	51,496	38,097	(13,399)
219500	SEWAGE SERVICE	41,348	44,797	46,343	41,317	(5,026)
219700	TELEPHONE SVC:LINE FEES & CALLS	725,920	714,164	784,800	752,800	(32,000)
219800	WATER SERVICE	91,225	102,912	135,395	134,137	(1,258)
220500	VEHICLE MAINT SVC	1,233,703	1,709,324	1,259,335	1,552,420	293,085
220600	VEHICLE MAINT SUP	948,788	1,020,338	1,285,628	1,219,786	(65,842)
222600	EXPENDABLE TOOLS	20,528	16,078	14,162	15,012	850
223100	FIRE EQUIP SVC (NON-SCBA)	70,976	48,027	62,130	75,030	12,900
223200	FIRE EQUIP SUPPLY	1,034,393	788,030	524,313	1,494,414	970,101
223600	FUEL, OILS & LUBRICANTS	973,798	1,085,136	1,270,650	1,306,000	35,350
225100	MEDICAL EQUIP SVC	15,366	21,384	27,801	174,861	147,060
225200	MEDICAL EQUIP SUP	42,957	16,589	13,400	1,000	(12,400)
226400	OFFICE EQUIPMENT/FURNITURE	10,856	11,609	10,000	10,000	-
226500	COMPUTER INVENTORIAL EQUIPT.	99,529	105,557	140,377	94,370	(46,007)
226600	STATION FURNISHINGS	47,168	50,124	62,754	93,300	30,546

Acct	Description	ACTUALS FY 2016-17	ACTUALS FY 2017-18	MID-YEAR FY 2018-19	PRELIMINARY FY 2019-20	VARIANCE W/ MID-YEAR BUDGET
227100	COMM EQUIP SERVICE	23,391	15,365	105,800	106,100	300
227200	COMM EQUIP SUPPLY	740,983	333,051	554,010	467,850	(86,160)
227500	EQUIPMENT RENTAL	49,852	78,199	196,950	191,250	(5,700)
228100	SHOP EQUIP SERVICE	6,255	10,530	84,000	111,800	27,800
228200	SHOP EQUIP SUPPLY	3,461	17,375	18,200	49,550	31,350
229100	OTHER EQUIP SERV	66,865	49,159	84,159	87,460	3,301
229200	OTHER EQUIP SUPPLY	53,839	132,920	157,670	235,070	77,400
231300	CLOTHING REPAIRS	209,125	146,911	150,000	150,000	-
231400	SAFETY CLOTHING AND SUPPLIES	690,271	511,261	1,143,805	1,221,521	77,716
232100	CUSTODIAL SERVICE	46,700	50,237	43,140	59,580	16,440
232200	CUSTODIAL SUPPLY	100,033	108,818	112,000	105,000	(7,000)
233200	FOOD SUPPLY	40,376	42,789	76,049	80,538	4,489
234200	KITCHEN SUPPLY	9,446	3,740	4,500	4,500	-
235100	LAUNDRY SERVICE	18,124	25,141	30,000	30,000	-
244300	MEDICAL SERVICES	213,089	240,591	284,959	289,074	4,115
244400	MEDICAL SUPPLIES	1,304,511	1,069,187	1,316,173	1,444,200	128,027
250200	ACTUARIAL SERVICE	20,680	5,700	28,784	29,950	1,166
250500	FINANCIAL SERVICE	123,590	119,824	131,356	129,355	(2,001)
253100	LEGAL SERVICE	392,351	309,559	400,000	500,000	100,000
254100	PERSONNEL SERVICE	229,084	224,075	434,304	271,440	(162,864)
254200	TREASURER SERVICES	16,415	7,477	9,296	7,300	(1,996)
259100	OTHER SERVICE	3,988,465	4,779,239	5,619,651	6,475,151	855,500
281100	COMPUTER SERVICES	683,773	760,091	1,064,821	1,286,177	221,356
281200	COMPUTER SUPPLY	10,016	7,010	7,075	12,000	4,925
281300	SALES TAX ADJUSTMENT	-	3,347	-	-	-
281700	ELECTION SERVICE	115,476	-	39,567	-	(39,567)
285100	PHYSICAL FITNESS SERVICE	-	10,599	30,002	30,000	(2)
285200	PHYSICAL FITNESS SUPPLIES	75,006	96,730	117,500	127,000	9,500
288000	PRIOR YEAR SVC/SUP	-	-	-	-	-
289800	OTHER SUPPLIES	68,821	121,748	51,855	51,450	(405)
289900	OTHER SERVICES	678,610	577,263	693,655	801,000	107,345
292300	GS MESSENGER SERVICES	2,896	2,845	3,000	3,000	-
293100	DISPATCH SERVICE	3,623,018	3,643,029	4,059,009	4,059,009	-
293400	PUBLIC WORKS SVC	-	-	2,100	4,560	2,460
296200	GENERAL SERVICE PARKING CHARGE	5,788	6,024	10,000	9,000	(1,000)
298400	RADIO SYSTEMS	199,620	183,570	186,100	209,550	23,450
<b>Total Services and Supplies</b>		<b>22,782,989</b>	<b>23,630,389</b>	<b>27,758,873</b>	<b>31,062,257</b>	<b>3,303,384</b>
321000	INTEREST EXPENSE	264,099	243,638	229,845	211,532	(18,313)
322000	PRINCIPAL PAYMENTS	630,703	647,189	536,091	373,719	(162,372)
345000	ASSESSMENTS	1,902,485	2,033,116	3,388,777	3,434,165	45,388
370000	CONTRIBUTIONS TO OTHER AGENCY	194,770	194,502	760,622	595,622	(165,000)
<b>Total Tax, License, &amp; Assessments</b>		<b>2,992,057</b>	<b>3,118,445</b>	<b>4,915,335</b>	<b>4,615,038</b>	<b>(300,297)</b>

**Total General Operating Expenditures**      \$ 180,640,744    \$ 192,183,774    \$ 207,515,108    \$ 217,895,364    \$ 10,380,256

Account Description	ACTUALS FY 2016-17	ACTUALS FY 2017-18	MID-YEAR FY 2018-19	PRELIMINARY FY 2019-20	VARIANCE W/ MID-YEAR BUDGET
Transfer Out to Fund D - Capital Facilities	\$ 4,914,956	\$ 3,826,353	\$ 4,796,489	\$ 6,811,889	\$ 2,015,400
Transfer Out to Fund E-Pension Fund					-
In from/(Out to) Fund F-OPEB					-
Transfer Out to Fund G-Grants	65,892	15,913	378,376	463,727	85,351
Transfer Out to Fund L-Leases		589,206	304,729	-	(304,729)
Transfer Out to Fund M-IGT					-
Transfer Out to Fund S-Simulator Grant					-

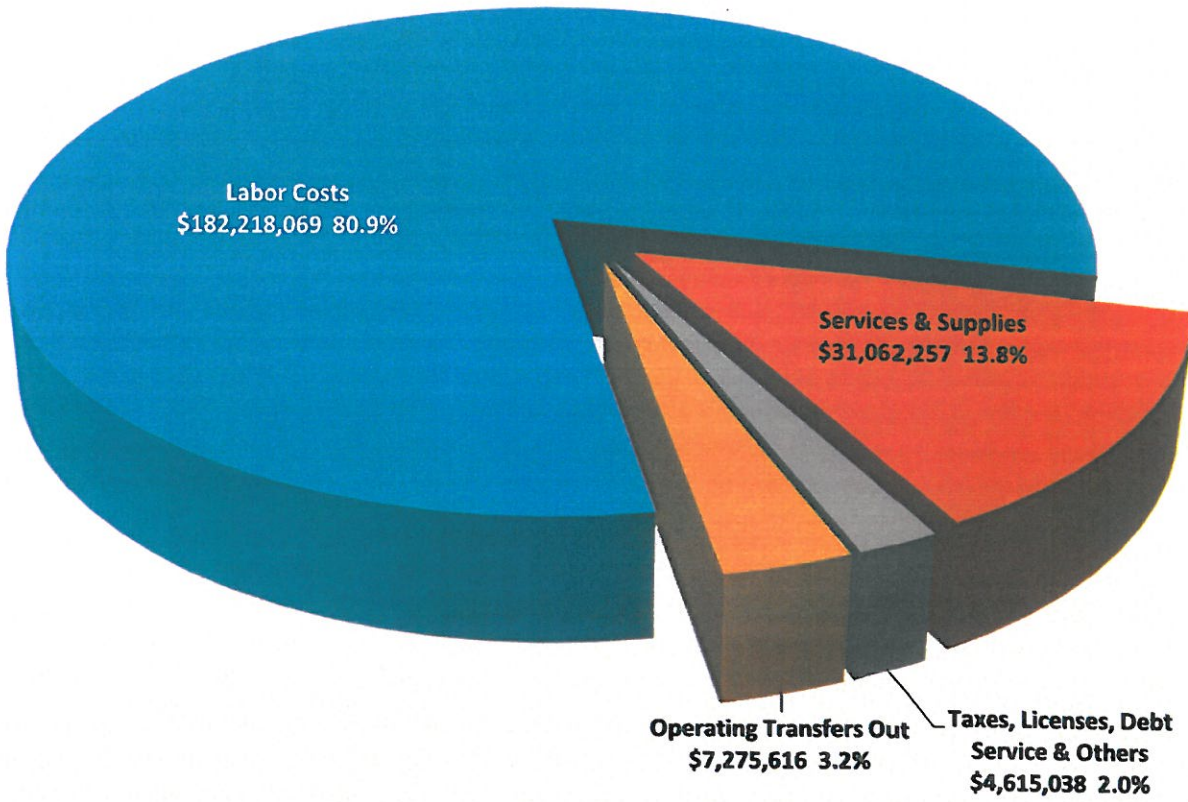
**Total Other Financing Uses**      \$ 4,980,848    \$ 4,431,472    \$ 5,479,594    \$ 7,275,616    \$ 1,796,022

**Total Expenditures and Other Financing Uses**      \$ 185,621,592    \$ 196,615,246    \$ 212,994,702    \$ 225,170,980    \$ 12,176,278



## EXPENDITURES AND OTHER FINANCING USES - GENERAL FUND 212A

Preliminary Budget FY 2019-20





## Labor Costs - General Fund Preliminary Budget FY 2019-20

	ACTUALS FY 2016-17	ACTUALS FY 2017-18	MID-YEAR FY 2018-19	PRELIMINARY FY 2019-20	VARIANCE W/ \$ Change	MID-YEAR % Change
<b>WAGES</b>						
111000 Wages	\$ 53,585,260	\$ 56,198,330	\$ 58,505,982	\$ 62,775,615	\$ 4,269,633	7.3%
112100 Reserve F/F-Rio Linda	49,527	62,423	40,245	50,000	9,755	24.2%
112400 Directors	20,727	18,633	15,876	42,000	26,124	164.6%
113120 Overtime - Shift	1,677,096	2,812,446	1,261,049	2,439,427	1,178,378	93.4%
113210 FLSA	1,191,799	1,324,341	1,391,556	1,489,607	98,051	7.0%
113110 Constant Staffing-Callback	19,128,433	21,846,442	23,204,767	16,466,119	(6,738,648)	-29.0%
113220 Overtime - Day	372,759	295,197	311,639	556,762	245,123	78.7%
114110 Out of Class	42,385	19,714	24,962	-	(24,962)	-100.0%
114111 Fire Staff Premium	200,012	275,123	289,127	268,989	(20,138)	-7.0%
114120 EMT	2,033,289	2,111,656	2,203,864	2,358,993	155,129	7.0%
114130 Paramedic	2,445,605	2,577,856	2,801,122	3,057,599	256,477	9.2%
114140 Education	2,846,341	3,073,643	3,273,198	3,488,272	215,074	6.6%
114160 Haz-Mat	336,717	369,780	400,415	386,244	(14,171)	-3.5%
114170 Longevity Pay	1,758,588	1,724,169	1,621,471	1,851,320	229,849	14.2%
114200 Standby Pay	19,552	19,034	15,503	13,000	(2,503)	-16.1%
114310 Uniform Allowance	15,382	14,692	16,300	24,000	7,700	47.2%
114320 Tool Allowance	15,502	15,871	16,500	16,500	-	0.0%
115110 Annual PTO/VL Buy Back	876,881	913,253	652,545	721,000	68,455	10.5%
115114 Holiday Pay Prem.	2,055,608	2,599,484	2,973,572	2,817,231	(156,341)	-5.3%
115130 Sick Leave Buy Back/Annual	1,499,196	1,357,326	1,121,722	1,400,000	278,278	24.8%
<b>TOTAL WAGES</b>	<b>90,170,659</b>	<b>97,629,413</b>	<b>100,141,415</b>	<b>100,222,678</b>	<b>81,263</b>	<b>0.1%</b>
<b>BENEFITS</b>						
<b>Retirement</b>						
121011 CalPERS Safety	24,889,885	27,042,593	31,226,998	36,397,902	5,170,904	16.6%
121020 CalPERS Misc.	1,253,895	1,450,051	1,647,804	1,911,932	264,128	16.0%
121022 Pension Bonds Principal Payment	2,640,000	2,940,000	4,784,850	4,548,053	(236,797)	-4.9%
121040 SCERS Safety Retirement	2,000,000	3,300,000	3,141,977	3,530,927	388,950	12.4%
121041 Pension Bonds Interest Payment	2,262,244	2,135,788	1,994,962	1,876,888	(118,074)	-5.9%
<b>Total Retirement</b>	<b>33,046,024</b>	<b>36,868,432</b>	<b>42,796,591</b>	<b>48,265,702</b>	<b>5,469,111</b>	<b>12.8%</b>
<b>Medical</b>						
123010 Employees	11,485,603	11,214,133	11,571,174	12,736,274	1,165,100	10.1%
123011 Retirees	9,067,903	9,307,245	9,470,343	10,243,235	772,892	8.2%
123013 Pay In-Lieu of Medical	161,400	173,400	187,197	169,200	(17,997)	-9.6%
123015 PERS OPEB	5,104,140	5,198,689	5,538,706	5,227,579	(311,127)	-5.6%
123020 Dental	1,117,838	1,095,474	1,086,647	1,115,233	28,586	2.6%
123030 Vision	137,190	133,498	135,246	139,791	4,545	3.4%
123040 Employee Assistance Program (EAP)	17,701	15,681	21,453	30,537	9,084	42.3%
123050 LT Disability	35,360	38,527	40,906	43,283	2,377	5.8%
123060 Life/AD&D	118,911	117,901	119,709	124,852	5,143	4.3%
123080 Employee Retirement Consulting	24,003	23,805	23,892	25,684	1,792	7.5%
<b>Total Medical:</b>	<b>27,270,049</b>	<b>27,318,353</b>	<b>28,195,273</b>	<b>29,855,668</b>	<b>1,660,395</b>	<b>5.9%</b>
122020 OASDHI	1,254,304	1,350,514	1,455,024	1,455,011	(13)	0.0%
122030 PARS	6,136	5,968	7,412	7,010	(402)	-5.4%
124000 Workers Compensation Claims	3,046,122	2,225,844	2,233,183	2,400,000	166,817	7.5%
125000 Unemployment	72,404	36,416	12,002	12,000	(2)	0.0%
<b>TOTAL BENEFITS</b>	<b>64,695,039</b>	<b>67,805,527</b>	<b>74,699,485</b>	<b>81,995,391</b>	<b>7,295,906</b>	<b>9.8%</b>
<b>TOTAL LABOR COSTS</b>	<b>\$ 154,865,698</b>	<b>\$ 165,434,940</b>	<b>\$ 174,840,900</b>	<b>\$ 182,218,069</b>	<b>\$ 7,377,169</b>	<b>4.2%</b>



**Expenditures by Division - General Fund**  
**Preliminary Budget FY 2019-20**

	ACTUALS FY 2016-17	ACTUALS FY 2017-18	MID-YEAR FY 2018-19	PRELIMINARY FY 2019-20	VARIANCE W/ MID-YEAR BUDGET
<b>OFFICE OF THE FIRE CHIEF</b>					
FCH FIRE CHIEF	2,850,243	2,104,019	2,096,067	2,061,952	-1.6%
DEV DEVELOPMENT TEAM	16,339	264,575	322,433	362,897	12.5%
BRD BOARD OF DIRECTORS	352,965	230,145	290,854	291,268	0.1%
COR COMMUNITY RELATIONS	44,271	350,649	425,070	686,064	61.4%
<b>ADMINISTRATION</b>					
CRR COMMUNITY RISK REDUCTION	3,762,177	3,009,168	3,386,441	3,591,757	6.1%
DCO DEFERRED COMP	97,717	24,732	55,200	55,200	0.0%
FIN FINANCE	3,365,732	3,562,004	5,231,000	5,044,385	-3.6%
HRE HUMAN RESOURCES	1,644,792	1,635,913	2,022,514	1,852,479	-8.4%
NDI NON-DIVISIONAL	23,761,521	25,573,656	30,331,058	32,207,167	6.2%
WCO WORKERS COMP	3,776,787	3,021,366	3,002,945	3,188,966	6.2%
<b>OPERATIONS</b>					
APE APPARATUS & EQUIP	985,305	564,130	364,420	605,222	66.1%
ARS ARSON/FIRE INVESTIGATIONS	373,329	445,268	457,473	495,495	8.3%
CER COMM EMER RESPONSE TM	11,862	7,797	8,400	2,100	-75.0%
CIS CRITICAL INCIDENT STR MNGT	-	17,910	19,000	31,950	68.2%
CPT AIR OPS	920,085	1,541,500	1,065,842	1,422,840	33.5%
DIS DISPATCH	3,623,018	3,643,029	4,059,009	4,059,009	0.0%
DZR DOZER PROGRAM	16,523	26,319	28,615	36,460	27.4%
EMS EMER MEDICAL SERVICES	5,583,713	6,187,175	6,742,295	7,968,783	18.2%
EPS EMER PLANNING SPEC	29,839	114,626	23,259	19,000	-18.3%
HFI HEALTH & FITNESS	314,469	293,138	426,240	457,732	7.4%
HZM HAZMAT	27,923	40,866	57,000	74,000	29.8%
OPE OPERATIONS ADMIN	1,405,798	1,193,742	1,385,738	1,471,177	6.2%
RCA RECRUIT ACADEMY	875,831	1,491,016	1,574,788	1,975,777	25.5%
RES RESCUE	-	-	37,500	232,300	519.5%
RFP RESERVE FF PROGRAM	28,855	28,331	51,898	81,900	57.8%
SAF SAFETY	1,074,706	978,524	1,542,226	2,358,130	52.9%
SRP SINGLE ROLE PARA PRG	3,342,795	2,929,914	2,259,720	2,515,396	11.3%
SUP SUPPRESSION	108,176,918	118,219,081	123,632,952	127,567,180	3.2%
TEM TACTICAL EMS	13,946	8,630	14,300	14,150	-1.0%
TRA TRAINING	1,688,631	1,608,373	2,117,114	1,913,978	-9.6%
UAV UNMANNED AERIAL VEHICLE	-	-	22,980	19,000	-17.3%
USR URBAN SEARCH & RESCUE	1,448	-	1,500	1,500	0.0%
UTL FIRE STATIONS UTILITIES	577,816	624,990	720,571	705,351	-2.1%
WIL WILDLAND	-	-	91,537	137,834	50.6%
WTR WATER RESCUE	3,848	16,261	15,950	43,750	174.3%
<b>SUPPORT SERVICES</b>					
COM COMMUNICATION	1,628,870	1,199,925	1,575,773	1,522,350	-3.4%
FAC FACILITIES	1,405,567	1,844,809	1,735,083	1,787,684	3.0%
FLE FLEET	3,624,285	3,843,467	4,293,393	4,603,420	7.2%
LOG LOGISTICS	2,306,053	2,417,952	2,685,904	2,790,762	3.9%
TEC INFORMATION TECHNOLOGY	2,926,767	3,120,774	3,341,046	3,638,999	8.9%
<b>TOTALS:</b>	<b>\$ 180,640,744</b>	<b>\$ 192,183,774</b>	<b>\$ 207,515,108</b>	<b>\$ 217,895,364</b>	<b>5.0%</b>

---

# REVENUE & EXPENDITURES

## OTHER FUNDS





## BUDGET SUMMARY - CAPITAL FACILITES FUND 212D

Preliminary Budget FY 2019-20

	ACTUALS FY 2016-17	ACTUALS FY 2017-18	MID-YEAR FY 2018-19	PRELIMINARY FY 2019-20	VARIANCE W/ MID-YEAR BUDGET
<b>REVENUE:</b>					
INVESTMENT INCOME	\$ 36,265	\$ 33,547	\$ -	\$ -	\$ -
<b>Total Revenues</b>	<b>36,265</b>	<b>33,547</b>	<b>-</b>	<b>-</b>	<b>-</b>
<b>EXPENDITURES:</b>					
SERVICES & SUPPLIES	-	7,759	147,316	-	(147,316)
TAXES, LICENSES, DEBT SERVICE & OTHERS	2,448,773	3,753,639	4,598,772	6,046,889	1,448,117
CAPITAL OUTLAY	6,732,985	3,091,941	8,086,587	7,160,375	(926,212)
<b>Total Expenditures</b>	<b>9,181,758</b>	<b>6,853,339</b>	<b>12,832,675</b>	<b>13,207,264</b>	<b>374,589</b>
<b>REVENUE LESS EXPENDITURES</b>	<b>(9,145,493)</b>	<b>(6,819,792)</b>	<b>(12,832,675)</b>	<b>(13,207,264)</b>	<b>(374,589)</b>
<b>OTHER FINANCING SOURCES(USES)</b>					
ISSUANCE OF CAPITAL LEASES	6,207,214	2,925,101	5,784,235	4,969,100	(815,135)
SALE OF ASSETS	13,200	11,600	100,000	-	(100,000)
TRANSFERS IN(OUT) Fund A	4,914,956	3,826,353	4,796,489	6,811,889	2,015,400
TRANSFERS IN(OUT) Fund L	40,760	-	-	-	-
<b>Total Other Financing Sources (Uses)</b>	<b>11,176,130</b>	<b>6,763,054</b>	<b>10,680,724</b>	<b>11,780,989</b>	<b>1,100,265</b>
<b>REV LESS EXP PLUS TRANSFERS</b>	<b>\$ 2,030,637</b>	<b>\$ (56,738)</b>	<b>\$ (2,151,951)</b>	<b>\$ (1,426,275)</b>	<b>\$ 725,676</b>

<b>SERVICES &amp; SUPPLIES</b>					
259100 OTHER SERVICE	\$ -	\$ 7,759	\$ 147,316	\$ -	\$ (147,316)
<b>TAXES, LICENSES, DEBT SERVICE &amp; OTHERS</b>					
321000 INTEREST	298,222	357,457	403,409	505,484	102,075
322000 PRINCIPAL	2,150,551	3,396,182	4,195,363	5,541,405	1,346,042
<b>CAPITAL OUTLAY</b>					
410100 LAND ACQUISITION	-	9,935	-	-	-
420100 STRUCTURES	-	11,113	-	-	-
420200 NON-STRUCTURE	-	-	-	85,000	85,000
430100 VEHICLES	4,220,518	1,434,272	5,813,239	5,246,275	(566,964)
430200 OPTHER EQUIPMENT	-	110,950	-	-	-
430300 EQUIPMENT	2,512,467	1,525,671	267,548	1,229,100	961,552
440300 SOFTWARE	-	-	2,005,800	600,000	(1,405,800)





## BUDGET SUMMARY - GRANTS FUND 212G

Preliminary Budget FY 2019-20

	ACTUALS FY 2016-17	ACTUALS FY 2017-18	MID-YEAR FY 2018-19	PRELIMINARY FY 2019-20	VARIANCE W/ MID-YEAR BUDGET
<b>REVENUE:</b>					
INTERGOVERNMENTAL	\$ 1,412,321	\$ 1,732,450	\$ 4,226,234	\$ 4,031,897	\$ (194,337)
INVESTMENT INCOME	5,892	(1,406)	-	-	-
<b>Total Revenues</b>	<b>1,418,213</b>	<b>1,731,044</b>	<b>4,226,234</b>	<b>4,031,897</b>	<b>(194,337)</b>
<b>EXPENDITURES:</b>					
LABOR COSTS	1,000,048	1,483,149	413,396	-	(413,396)
SERVICES & SUPPLIES	48,166	230,623	4,177,340	425,787	(3,751,553)
TAXES, LICENSES, DEBT SERVICE & OTHERS	-	-	-	2,248,004	2,248,004
CAPITAL OUTLAY	434,150	95,767	13,876	1,821,831	1,807,955
<b>Total Expenditures</b>	<b>1,482,364</b>	<b>1,809,539</b>	<b>4,604,612</b>	<b>4,495,622</b>	<b>(108,990)</b>
<b>REVENUE LESS EXPENDITURES</b>	<b>(64,151)</b>	<b>(78,495)</b>	<b>(378,378)</b>	<b>(463,725)</b>	<b>(85,347)</b>
<b>OTHER FINANCING SOURCES(USES)</b>					
TRANSFERS IN(OUT) FUND A	65,891	15,912	378,376	463,727	85,351
<b>Total Other Financing Sources (Uses)</b>	<b>65,891</b>	<b>15,912</b>	<b>378,376</b>	<b>463,727</b>	<b>85,351</b>
<b>REV LESS EXP PLUS TRANSFERS</b>	<b>\$ 1,740</b>	<b>\$ (62,583)</b>	<b>\$ (2)</b>	<b>\$ 2</b>	<b>\$ 4</b>

### LABOR COSTS

110000	WAGES	\$ 541,646	\$ 828,348	\$ 290,064	\$ -	\$ (290,064)
120000	BENEFITS	458,402	654,801	123,332	-	(123,332)

### SERVICES & SUPPLIES

203500	EDUCATION/TRAINING SERVICES	1,611	60,742	-	-	-
207600	OFFICE SUPPLY	46,555	-	-	-	-
223200	FIRE EQUIP SUPPLY	-	-	4,177,340	425,787	(3,751,553)
259100	OTHER SERVICE	-	99,407	-	-	-
289800	OTHER SUPPLIES	-	70,474	-	-	-

### TAXES, LICENSES, DEBT SERVICE & OTHERS

342000	EQUIPMENT	-	-	-	2,248,004	2,248,004
--------	-----------	---	---	---	-----------	-----------

### CAPITAL OUTLAY

430300	EQUIPMENT	434,150	95,767	13,876	1,821,831	1,807,955
--------	-----------	---------	--------	--------	-----------	-----------



## BUDGET SUMMARY - DEVELOPMENT IMPACT FEES FUND 212I

Preliminary Budget FY 2019-20

	ACTUALS FY 2016-17	ACTUALS FY 2017-18	MID-YEAR FY 2018-19	PRELIMINARY FY 2019-20	VARIANCE W/ MID-YEAR BUDGET
<b>REVENUE:</b>					
CHARGES FOR SERVICES	\$ 1,506,440	\$ 1,231,621	\$ 1,300,000	\$ 1,300,000	\$ -
INVESTMENT INCOME	15,067	38,028	-	-	-
<b>Total Revenues</b>	<b>1,521,507</b>	<b>1,269,649</b>	<b>1,300,000</b>	<b>1,300,000</b>	<b>-</b>
<b>EXPENDITURES:</b>					
SERVICES & SUPPLIES	80,000	64,202	70,000	70,000	-
CAPITAL OUTLAY	-	-	1,500,000	3,800,000	2,300,000
<b>Total Expenditures</b>	<b>80,000</b>	<b>64,202</b>	<b>1,570,000</b>	<b>3,870,000</b>	<b>2,300,000</b>
<b>REVENUE LESS EXPENDITURES</b>	<b>1,441,507</b>	<b>1,205,447</b>	<b>(270,000)</b>	<b>(2,570,000)</b>	<b>(2,300,000)</b>
<b>OTHER FINANCING SOURCES(USES)</b>					
TRANSFERS IN(OUT)	-	-	-	-	-
<b>Total Other Financing Sources (Uses)</b>	<b>-</b>	<b>-</b>	<b>-</b>	<b>-</b>	<b>-</b>
<b>REV LESS EXP PLUS TRANSFERS</b>	<b>\$ 1,441,507</b>	<b>\$ 1,205,447</b>	<b>\$ (270,000)</b>	<b>\$ (2,570,000)</b>	<b>\$ (2,300,000)</b>



## BUDGET SUMMARY - LEASED PROPERTIES FUND 212L

Preliminary Budget FY 2019-20

	ACTUALS FY 2016-17	ACTUALS FY 2017-18	MID-YEAR FY 2018-19	PRELIMINARY FY 2019-20	VARIANCE W/ MID-YEAR BUDGET
<b>REVENUE:</b>					
RENTAL INCOME	\$ 737,665	\$ 324,509	\$ 362,574	\$ 1,099,165	\$ 736,591
INVESTMENT INCOME	8,420	17,034	-	-	-
<b>Total Revenues</b>	<b>746,085</b>	<b>341,543</b>	<b>362,574</b>	<b>1,099,165</b>	<b>736,591</b>
<b>EXPENDITURES:</b>					
SERVICES & SUPPLIES	357,303	1,286,594	609,174	420,952	(188,222)
TAXES, LICENSES, DEBT SERVICE & OTHERS	293,982	295,382	296,582	296,582	-
CAPITAL OUTLAY	82,615	-	-	-	-
<b>Total Expenditures</b>	<b>733,900</b>	<b>1,581,976</b>	<b>905,756</b>	<b>717,534</b>	<b>(188,222)</b>
<b>REVENUE LESS EXPENDITURES</b>	<b>12,185</b>	<b>(1,240,433)</b>	<b>(543,182)</b>	<b>381,631</b>	<b>924,813</b>
<b>OTHER FINANCING SOURCES(USES)</b>					
TRANSFERS IN(OUT) FUND A	-	589,206	304,729	-	(304,729)
TRANSFERS IN(OUT) FUND D	(40,760)	-	-	-	-
<b>Total Other Financing Sources (Uses)</b>	<b>(40,760)</b>	<b>589,206</b>	<b>304,729</b>	<b>-</b>	<b>(304,729)</b>
<b>REV LESS EXP PLUS TRANSFERS</b>	<b>\$ (28,575)</b>	<b>\$ (651,227)</b>	<b>\$ (238,453)</b>	<b>\$ 381,631</b>	<b>\$ 620,084</b>

SERVICES & SUPPLIES						
210300	LANSCAPE SCV/PEST CONTROL	\$ 21,659	\$ 15,395	\$ -	\$ 23,318	\$ 23,318
211100	BUILDING SERVICE	148,951	1,083,407	475,837	81,000	(394,837)
211200	BUILDING SUPPLY	-	-	-	30,000	30,000
213100	ELECTRICAL SERVICE	-	2,251	-	5,385	5,385
215100	MECH SYSTEMS SERVICE	28,060	37,291	-	52,091	52,091
216700	PLUMBING SERVICES	-	-	-	5,000	5,000
219100	ELECTRICITY	99,258	92,893	80,306	87,935	7,629
219200	NATURAL GAS	13,506	12,066	9,725	10,373	648
219300	REFUSE SERVICE	2,435	3,674	3,847	2,448	(1,399)
219500	SEWER SERVICE	11,298	10,890	9,314	8,925	(389)
219800	WATER SERVICE	21,686	13,931	25,545	20,277	(5,268)
232100	CUSTODIAL SERVICE	10,450	11,400	-	90,600	90,600
281300	SALES TAX ADJUSTMENTS	-	96	-	-	-
296200	PARKING CHARGES	-	3,300	4,600	3,600	(1,000)
TAXES, LICENSES, DEBT SERVICE & OTHERS						
321000	INTEREST	202,427	200,723	197,325	191,296	(6,029)
322000	PRINCIPAL	91,555	94,659	99,257	105,286	6,029
CAPITAL OUTLAY						
410100	LAND ACQUISITION	68,627	-	-	-	-
420100	STRUCTURES/IMPROVEMENTS	13,988	-	-	-	-



## BUDGET SUMMARY - IGT FUND 212M

Preliminary Budget FY 2019-20

	ACTUALS FY 2016-17	ACTUALS FY 2017-18	MID-YEAR FY 2018-19	PRELIMINARY FY 2019-20	VARIANCE W/ MID-YEAR BUDGET
<b>REVENUE:</b>					
CHARGES FOR SERVICES	\$ 15,454,352	\$ 31,041,564	\$ 10,000,000	\$ 14,500,000	\$ 4,500,000
INVESTMENT INCOME	72,837	103,358	-	-	-
<b>Total Revenues</b>	<b>15,527,189</b>	<b>31,144,922</b>	<b>10,000,000</b>	<b>14,500,000</b>	<b>4,500,000</b>
<b>EXPENDITURES:</b>					
SERVICES & SUPPLIES	9,346,552	18,263,521	6,200,000	6,500,000	300,000
<b>Total Expenditures</b>	<b>9,346,552</b>	<b>18,263,521</b>	<b>6,200,000</b>	<b>6,500,000</b>	<b>300,000</b>
<b>REVENUE LESS EXPENDITURES</b>	<b>6,180,637</b>	<b>12,881,401</b>	<b>3,800,000</b>	<b>8,000,000</b>	<b>4,200,000</b>
<b>OTHER FINANCING SOURCES(USES)</b>					
TRANSFERS IN(OUT)	(5,879,482)	(6,004,857)	(6,773,187)	(8,000,000)	(1,226,813)
<b>Total Other Financing Sources (Uses)</b>	<b>(5,879,482)</b>	<b>(6,004,857)</b>	<b>(6,773,187)</b>	<b>(8,000,000)</b>	<b>(1,226,813)</b>
<b>REV LESS EXP PLUS TRANSFERS</b>	<b>\$ 301,155</b>	<b>\$ 6,876,544</b>	<b>\$ (2,973,187)</b>	<b>\$ -</b>	<b>\$ 2,973,187</b>



## BUDGETARY AND FINANCIAL FRAMEWORK

### BUDGETARY FUND STRUCTURE

The FY 2019/20 Preliminary Budget includes appropriations for the following District budgetary funds:

- General Fund
- Capital Facilities Fund
- Leased Properties Fund
- Grants Fund
- Development Impact Fees Fund
- Intergovernmental Transfer (IGT) Fund

For purposes of the District's financial statements, activities of the IGT Fund, Leased Properties Fund, and Pension Obligation Bond Fund are combined with those of the General Fund.

### FUND DESCRIPTIONS

The *General Fund* is the general operating fund of the District. It is used to account for all financial resources except those required or designated by the Board of Directors to be accounted for in another fund.

The *Capital Facilities Fund* is a capital projects fund used to account for the acquisition and construction of the District's capital assets. It is primarily funded by capital lease financing and general fund operating transfers.

The District leases property not required for current operations and accounts for the revenues and expenditures associated with leased property in the *Leased Properties Fund*.

The *Grants Fund* is a special revenue fund used to account for the proceeds of federal and state grants that are legally restricted to expenditures for specific purposes.

The *Development Impact Fees Fund* is a capital projects fund used to account for all resources received from development impact fees. It is used for the construction or acquisition of future fire stations and acquisition of apparatus to serve new developments.

The *Intergovernmental Transfer (IGT) Fund* is used to account for the revenues and expenses associated with the District's participation in Medi-Cal IGTs.

### FUND RELATIONSHIPS AND INTERFUND TRANSFERS

Budgeted operating transfers from the General Fund to the Capital Facilities Fund result from shortfalls of revenues and other financing sources relative to expenditures and other financing uses in that fund. Budgeted operating transfers from the General Fund to the Grants Fund result from any local funding matches required by grant agreements.

Budget operating transfers to the General Fund from the IGT Fund result from the net revenue received as a result of participation in the IGT program and are used to offset the General Fund cost of providing health care services.

### BASIS OF BUDGETING

The modified accrual basis of budgeting is used for all funds. This basis is the same as the modified accrual basis of accounting used in the District's audited governmental fund financial statements. Under this basis, revenues are recognized as soon as they are both measurable and available. Revenues are considered to be available when they are collectible within the current period or soon enough thereafter to pay liabilities of the current period. For this purpose, the District considers all revenues, except property taxes, to be available if they are



## BUDGETARY AND FINANCIAL FRAMEWORK

collected within 90 days of the end of the current fiscal period. Property taxes are recognized if received within 60 days of the end of the current fiscal period. Property taxes, charges for services, intergovernmental revenues, rental income, and investment earnings associated with the current fiscal period are all considered to be susceptible to accrual. Expenditure-driven grants are recognized as revenue when the qualifying expenditures have been incurred and all other eligibility requirements have been met, and the amount is received during the period or within the availability period for this revenue source. All other revenue items are considered to be measurable and available only when cash is received by Metro Fire.

Expenditures generally are recorded when a liability is incurred, as under accrual accounting. However, debt service expenditures, as well as expenditures related to compensated absences and workers compensation claims, are recorded only when payment is due. General capital asset acquisitions are reported as expenditures in governmental funds. Issuance of long-term debt and acquisitions under capital leases are reported as other financing sources.

### LEVEL OF BUDGET CONTROL

The District's appropriated budget is prepared by fund, division, and object level. The legal level of budgetary control is at the fund level and then the object level. Each fund has its own budget for the following items: 1) salaries and benefits, 2) services and supplies, 3) capital outlay, and 4) debt service and other expenditures. The Board must approve amendments or transfers of appropriations between funds or objects.

Appropriations in all budgeted funds will lapse at the end of the fiscal year even if they have related encumbrances. Encumbrances are commitments related to unperformed (executory) contracts for goods or services (i.e., purchase orders, contracts, and commitments). Encumbrance accounting is utilized to the extent necessary to assure effective budgetary control and accountability and to facilitate effective cash planning and control. While all appropriations and encumbrances lapse at year end, valid outstanding encumbrances (those for which performance under the executory contract is expected in the next year) are re-appropriated and become part of the subsequent year's budget.

### KEY FINANCIAL POLICIES

Financial policies adopted by the Board of Directors are summarized below.

#### Capital Asset Policy

The District's Capital Asset Policy defines capital assets as land, buildings, equipment, and other related improvements with an individual cost of \$5,000 or more and a useful life of at least one year. The policy establishes a capital asset accounting system that provides guidelines for the accountability and financial and physical control of capital assets, consistent and uniform procedures and transactions for accounting of capital assets, and compliance with funding entity requirements for grant-funded assets. Board approval is required for budgeted capital asset acquisitions and for disposal of capital assets. This policy also requires a biennial inventory of all capital assets.

#### Debt Management Policy

The District's Debt Management Policy sets forth written guidelines for the issuance, structuring, and administration of debt issued to finance District expenditures. This policy prohibits the issuance of long-term debt to fund District operating costs, as well as the use of any derivative products. Debt structuring provisions include a requirement that the maturity of a debt issue be consistent with the economic or useful life of the asset being financed, generally level annual debt services payments, and preferences for fixed interest rates and optional redemption at a reasonable call date.



## BUDGETARY AND FINANCIAL FRAMEWORK

### Pension Funding Bonds Early Payoff Policy

The Pension Funding Bonds Early Payoff Policy establishes the framework for ensuring that the District’s Pension Obligation Bonds are paid off in a manner designed to minimize interest costs and provides a mechanism for paying off the bonds at the earliest possible dates. This policy requires annual deposits with the Pension Bond Trustee such that these amounts, together with investment earnings, will be sufficient to retire the Series 2004B Bonds on their call date of November 19, 2025.

### Reserve Funding Policy

The Reserve Funding Policy establishes minimum and maximum target reserve levels as follows:

DESCRIPTION	MINIMUM	MAXIMUM
<b>UNASSIGNED FUND BALANCE</b>		
1) Operating Reserves <sup>1</sup>	1.8 months (15%)	6 months (50%)
<b>COMMITTED FUND BALANCE</b>		
2) Self-Insurance Reserves <sup>1</sup>	Short-term liability	Total liability
3) Compensated Absence Reserves <sup>1</sup>	Amount expected to be paid in next 12 months	Total obligation owed to all employees
4) Capital Replacement Reserves <sup>2</sup>	Annual depreciation	Accumulated depreciation
5) Early Debt Extinguishment Reserves <sup>1</sup>	Ratable amount needed to retire pension obligation bonds at call dates	Total outstanding pension obligation bond principal
<b>RESTRICTED RESERVES</b>		
6) Capital Improvement Program (CIP) Reserves <sup>3</sup>	10% of current year planned CIP expenditures	Amount needed to fully fund the CIP
7) Debt Service Reserves <sup>1 2 4</sup>	Amount required by bond documents	None
9) Post-Retirement Medical Reserves (CERBT) <sup>5</sup>	Cumulative ARC contributions plus interest earnings	Actuarial present value of other postemployment benefits
[1] General Fund [2] Capital Facilities Fund [3] Development Impact Fees Fund [4] Leased Properties Fund [5] CERBT Trust (not District-held)		

### **LEGAL DEBT LIMIT**

California Health and Safety Code Section 13937 establishes the District’s legal debt limit at 10% of the assessed value of all taxable property within the District; however, this Code section was enacted when assessed valuations were based on 25% of full market value. To account for an adjustment of valuations based on full market value, the District’s debt limit is calculated at 2.50% of total assessed value within the District.

As of June 30, 2018, the District’s bonded debt limit was \$1,577,346,992. Outstanding applicable debt as of the same date was \$45,986,590, for a legal debt margin of \$1,531,360,402.



## BUDGETARY AND FINANCIAL FRAMEWORK

### BUDGET PROCESS

The District's budget cycle generally consists of three adopted budgets each fiscal year, according to the following calendar:

- On or before June 30<sup>th</sup>: Adoption of the Preliminary Budget for the following fiscal year
- On or before October 1<sup>st</sup>: Adoption of the Final Budget for the current fiscal year
- After December 31<sup>st</sup>: Adoption of the Mid-Year Budget for the current fiscal year

#### Preliminary Budget

Preliminary Budget development generally begins in early spring for the following fiscal year's budget. District budget officers are invited to attend a budget kick-off meeting, at which time information regarding the long-term financial outlook and expected funding levels is shared. Divisional budget requests are then submitted for changes in position count or classification, overtime, services and supplies, and capital outlay. The Finance Division is responsible for preparing revenue estimates, and compiling and preparing the expenditure budgets based on submitted requests.

Compiled budget requests are reviewed by budget officers at the Branch level. The resulting budget is then reviewed by Executive Staff to determine the budget that will ultimately be recommended to the Board based on organizational priorities and funding constraints. The Preliminary Budget is first presented to the Finance and Audit Committee for informational purposes and then to the Board of Directors for approval.

#### Final Budget

The Final Budget process begins in July, after the close of the previous fiscal year. Any requests for expenditure changes are submitted by budget officers and revenue estimates are updated based on newly available information. Typical final budget changes include re-budgeting of items not actually expended in the previous fiscal year and adjustment of property tax estimates based on assessed values released by the County Assessor.

The Final Budget is presented to the Finance and Audit Committee in August and recommended to the Board for adoption in September.

#### Mid-Year Budget Reviews

Throughout the year, budget officers monitor actual expenditures compared to budget on a monthly basis. The Finance and Audit committee receives bimonthly reports of revenue and expenditure activity compared to budgeted amounts. Additionally, following the close of a fiscal quarter, a formal District-wide budget review is undertaken in which budget officers update estimates of annual spending for each budget account.

The 2<sup>nd</sup> Quarter review serves as the basis for the District's Mid-Year Budget changes, which are based on actual results through December 31<sup>st</sup> of each year. The Mid-Year Budget process typically begins in January, with a presentation to the Finance and Audit Committee in February and Board adoption in March.

### DISTRICT STRATEGIC PLAN

In 2015, the District adopted a 5-Year Strategic Plan identifying the following Board strategies and associated implementing actions:

1. We have clear policy criteria surrounding consolidation in the region
2. We clearly understand response times and their trends
3. We are continuing to implement transparency and openness methods and opportunities
4. We enjoy a positive and productive reputation among our public and strategic partners





## BUDGETARY AND FINANCIAL FRAMEWORK

---

5. We adhere to best Board practices and policies through training and self-assessment
6. We consider organizational sustainability in decision making and policy matters

The District intends to prepare a new Strategic Plan during FY 2019/20.

### LONG-RANGE FINANCIAL PLANNING

As a part of the District's strategic planning efforts, long-range financial trends and assumptions are used to identify financial challenges and develop plans to address them. Identified challenges include the escalating costs of pension and other postemployment benefits, equipment replacement and facility maintenance needs due to deferred investment during the Great Recession, and a potential interruption or reduction in IGT funding.

With regard to pension and other postemployment benefits, the District's practice is to annually fund the actuarially determined contribution amounts for pension and the amount associated with the explicit subsidy liability for other post-employment benefits. Funding at these contribution levels is intended to ensure the long-term sustainability of these benefits.

To address equipment and facility needs, the District has developed a vehicle replacement plan and has recently embarked on a District-wide facility condition assessment. Each of these efforts will inform the level of capital outlay and facility maintenance spending required to support current service levels.

In order to mitigate any impact of reduced IGT funding levels in the future, the District is evaluating all opportunities to achieve full cost recovery for emergency medical services, including supporting efforts already underway to maximize reimbursements for Medi-Cal services.

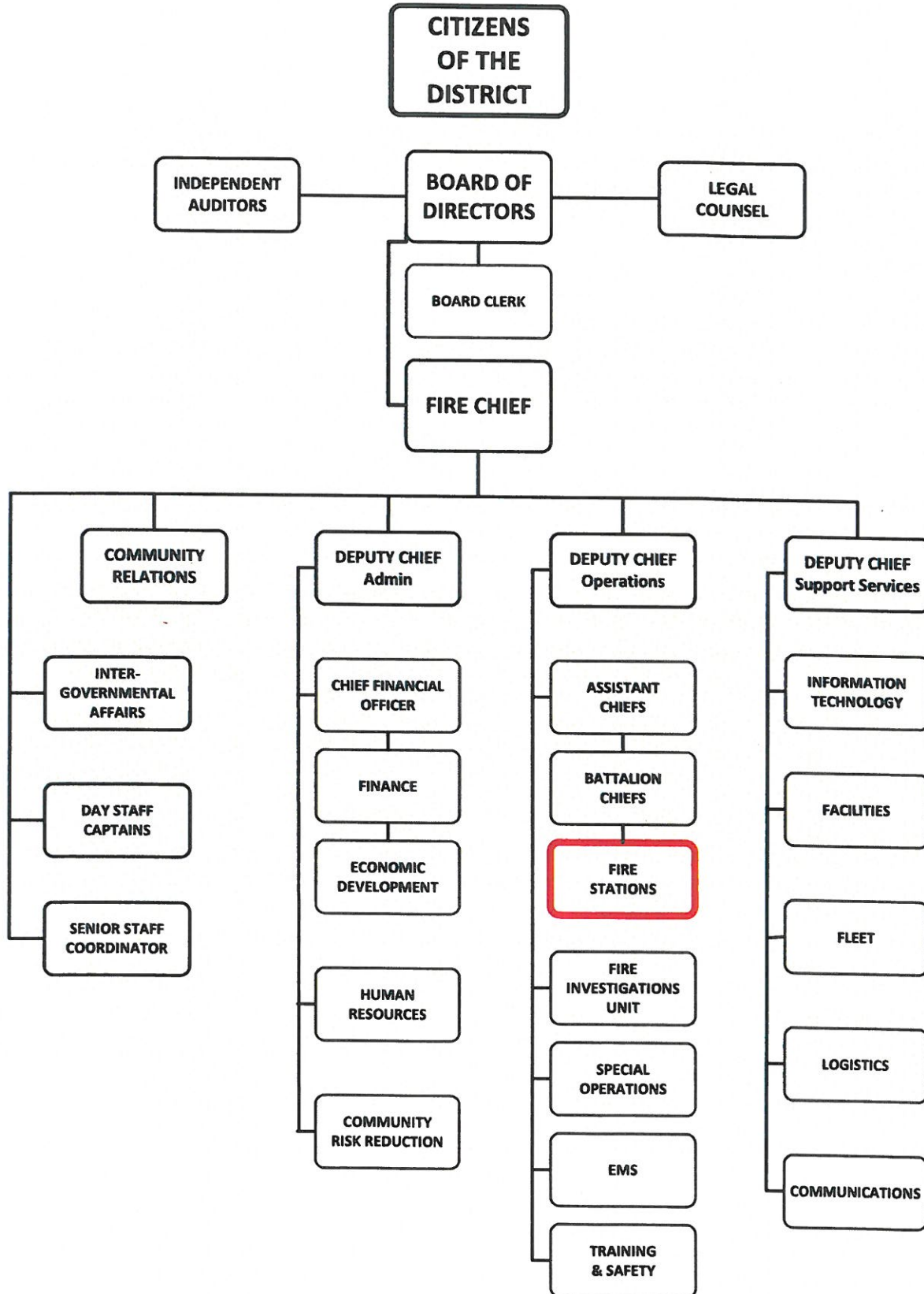
---

# DIVISIONS



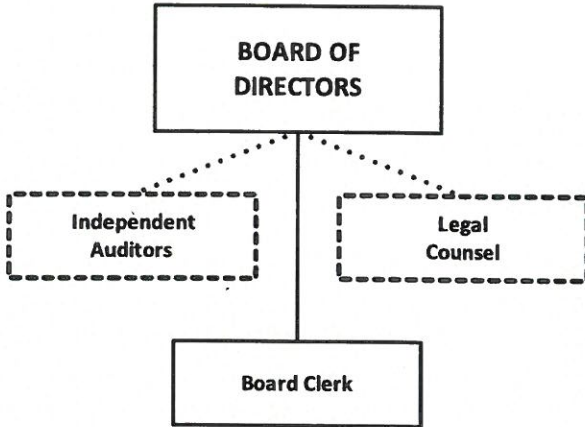


# ORGANIZATIONAL CHART





# BOARD OF DIRECTORS



**STAFFING:**

Board of Directors	9
Board Clerk	<u>1</u>
	<u>10</u>

	Labor Costs	Services & Supplies	Taxes, Licenses, etc.	Capital Outlay	Division Total	% of Total Budget
FY2019/20	\$ 189,458	\$ 101,810	\$ -	\$ -	\$ 291,268	0.1%



## BOARD OF DIRECTORS

Sacramento Metropolitan Fire District is an independent special district governed by a nine-member Board of Directors. Each Board Member is elected by represented divisions from within Metro Fire's jurisdictional boundaries to serve alternating four-year terms of office. The Board of Directors establishes policy for the organization and is directly accountable to the citizenry.

The Board carries out its fiduciary duty by establishing the vision, mission, and strategic goals that will ensure the District meets its obligations and commitment to the public. It is responsible for adopting the District's annual budget and exercises its fiscal oversight duties by reviewing bi-monthly financial statements and the annual independent audit which facilitates making vital decisions governing the future direction of the District. The Board is responsible for the governance of the District and the appointment of the Fire Chief to carry out the day-to-day administration of the policies and budget set by the Board.

### ***FY2018/19 ACCOMPLISHMENTS:***

- Conducted an Annual Workshop to ensure the needs of the approved 15/16 Strategic Plan were met. Seeing the completion of this five-year plan early, the Board will work to create a new strategic vision during the next fiscal year.
- Allowed three Directors to attend Cap-to-Cap. They worked with the Public Safety Team to collectively promote the Capital Region, and represented Metro Fire in meetings with Federal Representatives.
- Welcomed newly elected Director Saylor, serving Division 1 in the Rio Linda/Elverta area, and incumbents Director Orzalli, Director Kelly, and Director Barnes, who will serve citizens for another four-year term.

### ***BUDGET DISCUSSION:***

In an effort to ensure delivery of the highest level of service to the constituency, a fiscally conservative budget is maintained. Additionally, an annual audit will be conducted to meet the fiduciary responsibility to the citizenry. On-going travel expenses are utilized to improve public relations and enhance communications, as well as foster cooperation with other special districts and local agencies in attaining mutual goals.

### ***GOALS FOR UPCOMING YEARS:***

The Board's main goal each year is to deliver a balanced budget while maintaining a high level of service to the community. Seeing the completion of the 15/16 Strategic Plan, the Board will work with the Fire Chief to achieve a newly revised Strategic Plan allowing staff to focus measurable efforts to ensure the Board's goals are met.



---

# Office of the Fire Chief

## Todd Harms Fire Chief

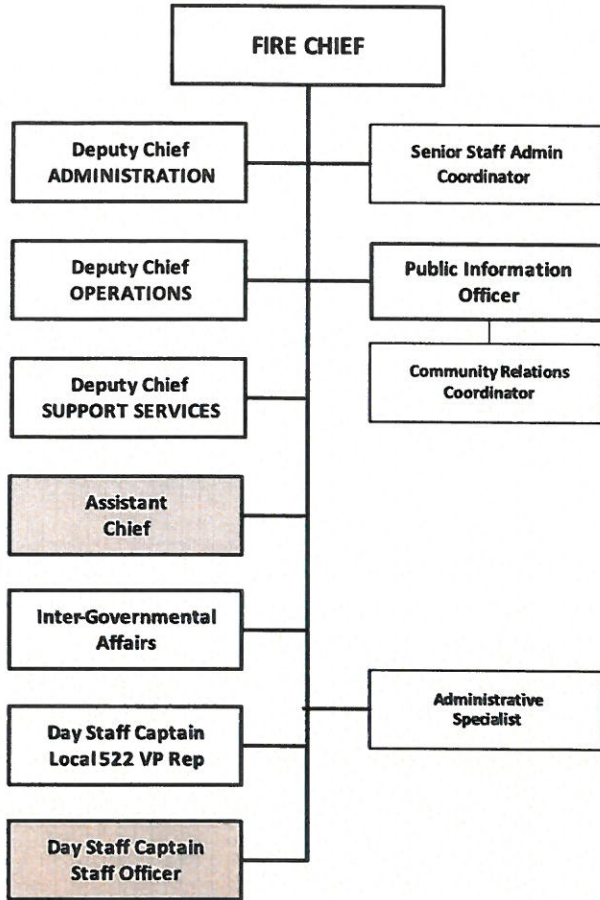


**Peer Support**

**Community Relations**



# OFFICE OF THE FIRE CHIEF



**STAFFING:**

Fire Chief	1
Sr. Staff Admin Coordinator	1
Deputy Chiefs	3
Assistant Chief	0
Inter-Governmental Affairs	.5
Day Staff Captain – Local 522	1
Day Staff Captain – Staff Officer	0
Public Information Officer	1
Community Relations Coordinator	1
Administrative Specialist	<u>1</u>
	<u>9.5</u>

	Labor Costs	Services & Supplies	Taxes, Licenses, etc.	Capital Outlay	Division Total	% of Total Budget
FY2019/20	\$ 1,683,272	\$ 378,679	\$ -	\$ -	\$ 2,061,951	0.8%



## OFFICE OF THE FIRE CHIEF

The Fire Chief is the Chief Executive Officer for the Sacramento Metropolitan Fire District (Metro Fire). Under the direction of the Board of Directors, the Fire Chief provides leadership and is responsible for the overall management of the District. The Fire Chief acts as the Board of Directors' Commanding Officer over all administrative and operational functions and is responsible for developing the vision and strategy of the District in conjunction with the goals and objectives established by the Board. With the selection and mentoring of his executive staff, they assure effective performance, the delivery of quality services and promote a strong relationship between labor and management to optimize a positive work environment for Metro Fire members. It is the Fire Chief's responsibility to coordinate the operations of the District with other local, regional, and state fire protection agencies as well as other governmental agencies and the public.

### ***BUDGET DISCUSSION:***

Budget requests for the Office of the Fire Chief can be grouped into the following major areas:

- **Memberships.** These memberships are deemed essential to the day-to-day operations of the department and support existing programs and customer service-based partnerships with organizations within our jurisdiction, and with organizations at the local, state and international levels that assist the district in meeting priorities that have been established by the Board of Directors and are consistent with the District's mission.
- **Business/Conference.** The Fire Chief and selected personnel will attend annual conferences, meetings, etc. when deemed necessary. All costs associated with these functions are covered in this account.
- **Other Services and Other Supplies.** These accounts are used for "Other Professional Services" that are not covered by another division's budget as well as expected and unexpected District obligations, special recognition, and any other items not covered by other divisions or accounts.



### ***FY2018/19 ACCOMPLISHMENTS:***

- Continued to foster community relations at all levels of governance and the private sector. These relationships have increased collaborative opportunities locally and regionally for the District and statewide for the fire service as a whole.
- Through a collaborative effort, continued to work with the Board of Directors, members of Metro Fire, labor-management and stakeholders in maintaining and developing objectives and operational strategies to meet the implementing actions set forth in the District's Five-Year Strategic Plan.
- Through the regional EMS 20/20 process, continued to collaborate with all internal and external stakeholders in the evaluation of the sustainability and adequacy of the Sacramento area community EMS delivery model and how it allows for agencies to maximum efficiencies for all services provided.
- In September of 2018, upgraded the regional Emergency Medical Dispatch (EMD) deployment model, which was established in 1988, to its current deployment model, "Sending the Right Resource, with the Right Code, at the Right Time".
- Reorganization of the Community Relations Division to align with the District's Comprehensive Communication and Outreach Strategy.
- Continued movement with Mission Driven Culture and the creation of The Metro Way Doctrine which will articulate the culture, set of values and principles which will define the ideals for how Metro Fire will continue to accomplish our mission and work collaboratively to optimize the balance of safety, efficiency, and effectiveness to deliver service with professionalism and compassion.





## OFFICE OF THE FIRE CHIEF

---

### ***GOALS FOR UPCOMING YEARS:***

The Fire Chief will continue to carry out the day-to-day administration of policies set by our Board of Directors and state and legislative mandates. This will be done by continuing to work collaboratively with the Board of Directors, management and labor teams, state and local partners, community groups and stakeholders alike to ensure that the District's service delivery model continues to maximize efficiencies and provide the highest level of service to our communities, while maintaining fiduciary obligations.

Additionally, to ensure the District is effectively and efficiently providing the highest level of service, priority will be placed on the continued assessment of our service delivery models and deployments, enhancing organizational communications and continuous training opportunities and building consistency and accountability within the organization.



## PEER SUPPORT PROGRAM

---

The Peer Support Program is a critical component to the health and wellness of Metro Fire members and has proven to be extremely beneficial in helping many members navigate through difficult situations. When a fellow member is in need, it is the Peer Support Team that responds. The stresses faced by fire service members throughout the course of their careers – multiple casualty events, violence, injury to children and the inherent dangers of firefighting – can have a cumulative impact on mental health and well-being. Peer support programs have been demonstrated to be an effective method for providing support to firefighters.

### ***FY2018/19 ACCOMPLISHMENTS:***

- Continued collaboration with Local 522 and Sacramento County Fire Chiefs to enhance program capabilities, opportunities and resources at the local and regional levels
- Continued expansion of regional peer counselor resources and professional providers for member services
- Continued to engage with personnel, including but not limited to conducting critical incident diffusions and debriefings, distributing Employee Assistance Program (EAP) and behavior health materials and resources.

### ***BUDGET DISCUSSION:***

The program consists of representatives and peer counselors from Metro Fire, Cosumnes Fire District, Sacramento City Fire Department, Sacramento Regional Fire Dispatch, Roseville Fire Department, Firefighters Burn Institute, and Local 522.

### ***GOALS FOR UPCOMING YEARS:***

- Continue to increase the number of peer counselors through education and training in the areas of the Regional Peer Support, CISM, Suicide and Peer Advanced and Basic training
- Continue to enhance the number of professional providers in the network for member services
- Focus on the development of a spousal support program and continued expansion of educational opportunities, awareness and resources for members of Metro Fire and regional partners



## COMMUNITY RELATIONS DIVISION

Community Relations at Metro Fire provides 24/7 external representation to our communities, both within the Sacramento Region and beyond. One full-time Captain/Public Information Officer (PIO) is augmented by three additional PIO's, who have other full-time assignments with the District.



A Community Relations Coordinator is tasked with project development on behalf of the District, such as coordinating the Districts participation in community-based programs such as Every Fifteen Minutes. The Community Relations Coordinator ensures Metro Fire is represented at community association and governmental meetings such as homeowners' associations and advisory groups.



Unique to the Division is the management and coordination with the Sacramento County Regional Parks Department (SCRPD) and Center for Natural Lands Management / Mather Preserve for wildfire planning which provides land for live fire training as part of the District's annual required wildland refresher training.

### ***FY2018/19 ACCOMPLISHMENTS:***

- Increased the presence of the District on Social Media platforms through scheduled content
- Acquired equipment to be able to "live stream" District events
- Deployed PIO personnel to the largest (Mendocino Complex) and most destructive (Camp Fire) wildfire incidents in California history, leading to national and international media exposure for Metro Fire
- Increased community presentations at elected representative and community-based meetings

### ***BUDGET DISCUSSION:***

In FY2019/20, the Community Relations Division will continue to push Metro Fire as the pre-eminent all risk emergency service provider in the Sacramento Region through media opportunities and community requests. This requires sustaining the staffing model for 24/7 coverage and development through training opportunities in public engagement, video production, and professional communications skills, while supporting equipment replacement.

### ***GOALS FOR UPCOMING YEARS:***

- Complete the Metro Fire studio at Headquarters
- Continue providing Operations Division with wildland live fire opportunities while achieving objectives in land management and training
- Produce internal and professional media for District marketing and programs
- Acquire base training for job functions of all Community Relations personnel



---

# Administration Branch

## Greg Casentini Deputy Chief



**Community Risk Reduction**

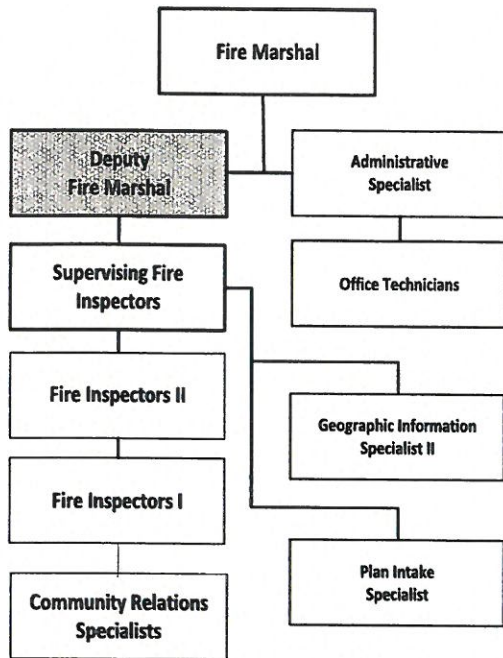
**Finance**

**Human Resources**

**Non-Divisional**



## COMMUNITY RISK REDUCTION & COMMUNITY SERVICES



### STAFFING:

Fire Marshal	1
Deputy Fire Marshal	0
Supervising Fire Inspectors	3
Fire Inspectors II	7
Fire Inspector I	7
Community Relations Specialists	2
Geographic Information Spec II	1
Administrative Specialist	1
Plan Intake Specialist	3
Office Technicians	<u>3</u>
	<u>28</u>

Community Risk Reduction	Labor Costs	Services & Supplies	Taxes, Licenses, etc.	Capital Outlay	Division Total	% of Total Budget
FY2019/20	\$ 3,249,169	\$ 342,589	\$ -	\$ -	\$ 3,591,758	1.5%

Community Services	Labor Costs	Services & Supplies	Taxes, Licenses, etc.	Capital Outlay	Division Total	% of Total Budget
FY2019/20	\$ 199,687	\$ 29,180	\$ -	\$ -	\$ 228,867	0.1%



## COMMUNITY RISK REDUCTION & COMMUNITY SERVICES

The Community Risk Reduction Division (CRRD) is responsible for inspecting existing buildings and properties for fire code violations, issuing permits, assisting fire suppression personnel, responding to code violation complaints, reviewing and approving licensed care facilities, reviewing plans for all construction projects and fire protection systems, as well as conducting the testing and inspections for those projects. In addition, Fire Inspectors handle special event requests, carnivals, fairs, fireworks booth inspections and public fireworks displays. The Community Relations Specialists work in conjunction with CRRD staff to evaluate and support Operations personnel in delivering education topics at the station and battalion level. In addition, through coordinated efforts with suppression personnel, the GIS Specialist provides detailed District maps and pre-fire drawings for use in emergency response.

### ***FY2018/19 ACCOMPLISHMENTS:***

- Established plan intake desk at Administration office.
- Implemented electronic plan review process.
- Adopted local Fire Code amendments through collaboration with stakeholders, City and County building departments, and neighboring fire departments.
- Implemented early notification for exterior hazard mitigation of identified parcels and for defensible space around parcels located within our high-hazard areas.
- Implemented process to respond after fire incidents to determine effectiveness of fire prevention features and to assist business owners to re-open.
- Began implementation of on-call Inspector program.
- Facilitated successful task book completion for two new Fire Inspector I's.
- Implemented Lateral Inspector I and II hiring process to expedite integration into division tasks.

### ***BUDGET DISCUSSION:***

The Community Risk Reduction Division saw an approximate 35% increase in construction inspections during FY2017/18. These increased inspections account for a larger workload, especially when evaluated in conjunction with code enforcement inspections. The retirement of one Inspector II is anticipated in FY 2018/19 and an additional Inspector II in FY2019/20. Through attrition and in consideration of the increased number of inspections, the division will backfill with Fire Inspector I positions (which entails a one-year training program) or Lateral Fire Inspector II positions.



In FY2017/18, approximately 38% of plan reviews were outsourced. The implementation of Plan Intake Specialists provides additional customer service and an expedited plan review of smaller projects.

Additionally, the Community Risk Reduction Division is working toward becoming more involved in interagency associations (e.g., NorCal Fire Prevention Officers, Sacramento Regional Fire Prevention Officers, and Sacramento Building Officials) to build and nurture strong working relationships with other agencies. We are also working



## COMMUNITY RISK REDUCTION & COMMUNITY SERVICES

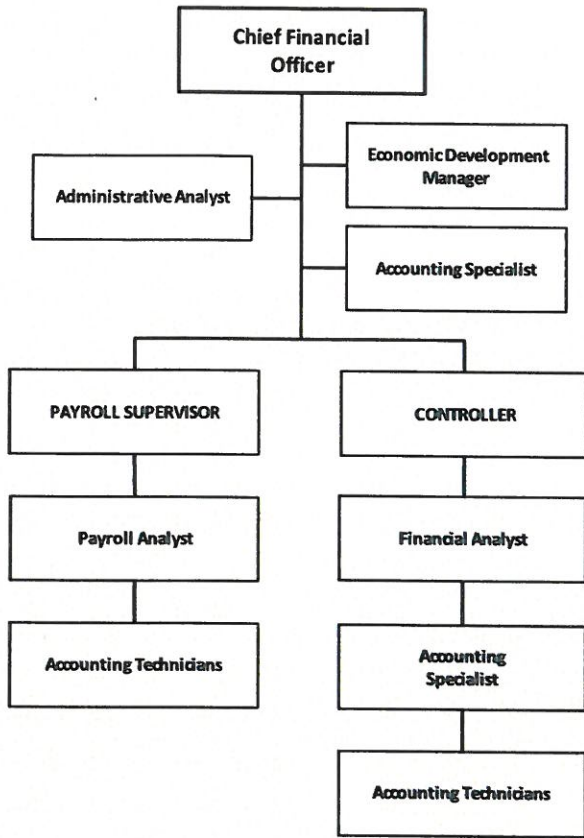
---

toward enhancing our professional development through applicable fire service conferences and workshops (e.g., Underwriter's Laboratory (UL) conferences, National Fire Protection Association (NFPA) conferences, and Community Risk Reduction (CRR) conferences).

The requested Community Services budget will be used to purchase reinforcement materials that support the reduction of injury and death for every age group in our community. The funds will also allow us to become more involved with our community partners by attending Chamber of Commerce and community meetings throughout the District. Additionally, Fire Camp is the District's largest community outreach program to 80 kids ages 11-13.

### ***GOALS FOR UPCOMING YEARS:***

- Analyze inspection and fire data with data analytic software to identify potential risks.
- Enhance communication to business community by establishing collaborative working groups such as Building Industry Association, Sunrise Market Place and Fulton Avenue Association.
- Enhance communication and ensure timely service is provided to our Cities.
- Ensure plan check turnaround time of 10 working days is maintained.
- Ensure upcoming fire inspections and plan reviews are conducted efficiently.
- Begin adoption process for 2020 local Fire Code amendments.
- Establish and implement parking citation process.
- Evaluate and enhance community relations programs.
- Coordination of target hazards with Operations personnel.
- Re-evaluate education based programs with specific messages targeted at community risk reduction.
- Support for Operations personnel through updating fire station education materials.
- Continued support of the fire house dinner and fire station tour programs.



**STAFFING:**

Chief Financial Officer	1
Economic Development Manager	1
Controller	1
Payroll Supervisor	1
Payroll Analyst	1
Financial Analyst	1
Accounting Specialists	2
Accounting Technicians	<u>6</u>
	<u><u>14</u></u>

	Labor Costs	Services & Supplies	Taxes, Licenses, etc.	Capital Outlay	Division Total	% of Total Budget
FY2019/20	\$ 1,481,034	\$ 292,250	\$ 3,271,100	\$ 600,000	\$ 5,644,384	2.3%





The Finance Division's professional team oversees Metro Fire's multi-million dollar financial operation. Every team member takes stewardship of your public funds with great seriousness. The Division facilitates budget development, ensuring resources are properly allocated for optimum public service levels. Finance also has processes in place to safeguard District assets, track spending, collect all revenue and cost reimbursements, and provide accurate financial reporting. Annual independent financial statement audits confirm Metro Fire's financial statements are fairly presented using Generally Accepted Accounting Principles.

### ***FY2018/19 ACCOMPLISHMENTS:***

During the last fiscal year, the Finance Division accomplished the following:

- Awarded the Government Finance Officers Association's Certificate of Achievement for Excellence in Financial Reporting for the District's Comprehensive Annual Financial Report (CAFR) for the fifth consecutive year
- Obtained a clean audit opinion for the seventh straight year
- Received the California Society of Municipal Finance Officers' Meritorious Award for the Fiscal Year 2018-2019 Operating Budget
- Implemented the financial and budget modules of a new Enterprise Resource Planning (ERP) system
- Issued the District's first ever Community Annual Report (CAR) to provide information from the CAFR in a format that is easily understandable to the general public



### ***BUDGET DISCUSSION:***

The Finance Division issues payroll to about 700 employees, processes vendor invoices, and prepares the annual budgets and various financial statements and reports. Over 50,000 transactions are processed through Metro Fire's books annually. Along with personnel costs, its budget includes the following:

- Continuing education to keep up with the ever-changing accounting and regulatory environments
- Consulting with third-party experts regarding property taxes, actuarial projections, financing arrangements and various other financial topics
- Costs associated with implementation and licensing for a replacement ERP system
- Fees paid to the County of Sacramento for administering Metro Fire's property taxes

### ***GOALS FOR UPCOMING YEARS:***

To effectively and efficiently manage Metro Fire's finances, the Division has the following goals for the upcoming fiscal year:

- Successfully complete implementation of the new ERP system for payroll
- Review and update District policies related to finance and payroll



## ECONOMIC DEVELOPMENT

Economic Development is responsible for the successful administration of the District's economic development, grants administration, real estate, intergovernmental affairs, and land use, planning, and development endeavors. Grants administration includes grant research and development, submitting applications for funding, maintaining inventory records of all grant-funded purchases, and managing all financial and reporting requirements in accordance with federal grant guidelines. Real estate activities include managing the buying, selling, and leasing of District properties. Intergovernmental affairs includes promoting the District's interests and representing the District to the legislature, special interest groups, and officials at the local, state and federal government. Land use, planning, and development endeavors include representing the District's long-term goals and objectives to local government, land developers, and the community.

### ***FY2018/19 ACCOMPLISHMENTS:***

- Managed grant awards totaling nearly \$7 million including the completion of a 2-year grant for the staffing of nine firefighters (\$2.7 million) and the implementation of two new grant awards for night vision flight goggles (\$66,250) and a regional SCBA replacement program (\$4.1 million).
- Submitted two new grant proposals totaling over \$1.1 million for projects including a fire sprinkler education program, flammable liquids bulk storage foam training, and wildland personal protective equipment.
- Successfully fulfilled the FY2017/18 A-133 Single Audit requirements with a clean audit.
- Successfully completed a FEMA Onsite Desk Review for AFG16 and AFG17 grant awards with no findings and outstanding written feedback from FEMA representatives.
- Completed a District-wide Facility Condition Assessment project.
- Completed a tenant improvement project on the first floor of the headquarters building and implemented a property management program for leased buildings.
- Initiated the disposition process for two surplus properties.
- Established a new multiple award schedule for architecture and engineering services and executed an agreement for the design and engineering of Future Fire Station 68 in Rancho Cordova.



### ***BUDGET DISCUSSION:***

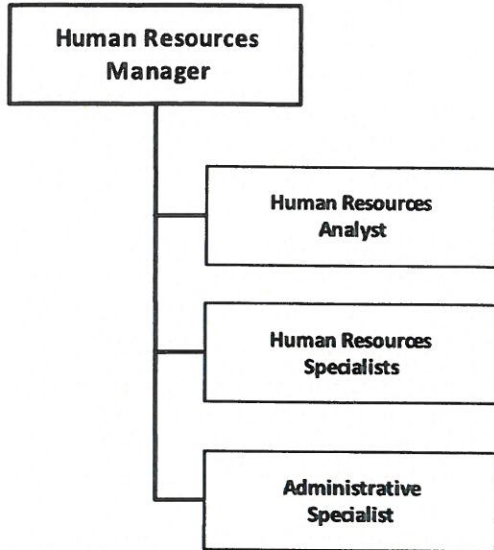
The Economic Development Division will continue to focus on the management of District properties, planning for future growth, and securing grants to fulfill District needs. In FY2019/20, funds are being requested for completing an updated Capital Facilities Impact Fee Study, preparing the required Municipal Services Review (MSR) for the District, and beginning design and construction on Future Fire Station 68 in Rancho Cordova.

### ***GOALS FOR UPCOMING YEARS:***

- Utilize Facility Condition Assessment data for facility master planning.
- Continue to apply for grant funding for District needs.
- Develop and implement procedures for identifying future fire station location and staffing needs as new development continues to grow.
- Develop and implement a Grants Management Policy in accordance with federal grant guidelines.



# HUMAN RESOURCES



**STAFFING:**

Human Resources Manager	1
Administrative Specialist	1
Human Resources Analyst	1
Human Resources Specialists	<u>3</u>
	<u>6</u>

	Labor Costs	Services & Supplies	Taxes, Licenses, etc.	Capital Outlay	Division Total	% of Total Budget
FY2019/20	\$ 748,503	\$ 1,103,977	\$ -	\$ -	\$ 1,852,480	0.8%



## HUMAN RESOURCES

The Human Resources Division is dedicated to providing efficient and effective quality services to our employees and community, which include: recruitment and selection, background investigations, employee relations, job classifications, compensation, policy and procedure development, employee benefits administration, absence management, workers' compensation administration and risk management insurance and self-insurance. The Human Resources Division staff includes the HR Manager, one HR Analyst, three HR Specialists, and one Administrative Specialist and is under the direction of the Deputy Chief of Administration.

### ***FY2018/19 ACCOMPLISHMENTS:***

During Fiscal Year 2018/19, the Human Resources Division recruited for two Firefighter academies, three Single Role Paramedic Program academies, and assisted all divisions with recruitment and selection to fill various open positions, attributed to attrition. The HR Division held several promotional exams including: Battalion Chief, Fire Captain, Supervising Inspector and Supervising Investigator.

With the goal of providing information to our employees and enriching their work experience, HR held trainings in: Sexual Harassment, Supervision, and Firefighter Bill of Rights. Additionally, the HR Division was extensively involved in the Oracle HRIS system implementation, with the HR phase going live in March. Lastly, the HR Division assisted with the ongoing negotiations and the continued efforts to clean up the language in the labor contracts.

### ***BUDGET DISCUSSION:***

The Human Resources division budget includes the following:

- Projected recruitment of 110 new employees including Firefighters, Reserve Firefighters, SRP Paramedics, SRP EMTs, and administrative positions. Recruitment costs include: advertising, testing, interviewing, background investigations, and medical evaluations before candidates are placed in their respective division.
- HR anticipates conducting promotional exams for Fire Captain, Fire Engineer and Deputy Fire Marshal.
- Because of ever-changing laws and regulations in the Human Resources field, it is necessary to provide ongoing professional training.



### ***GOALS FOR UPCOMING YEARS:***

To accommodate the growing needs of the District, the HR Division will be recruiting for numerous positions both internally and externally. A major goal of the HR Division is to continue assisting with ongoing labor negotiations and to finish cleaning up the language in the current labor contracts. Also the Human Resources Division will be working to renew the District's transparency certificate.

We look forward to providing continued solutions and support to our employees.



## NON-DIVISIONAL

The Non-Divisional (NDI) budget represents costs that are incurred by the District in general and cannot be directly associated with any division in particular. These costs include pension bond debt service, other post-employment benefits (OPEB), supplemental reimbursements to retirees, retired annuitant compensation, and various other payments.

### ***BUDGET DISCUSSION:***

The Non-Divisional budget includes \$15 million representing current payments for retiree medical insurance as well as contributions to the CalPERS Employer’s Retirement Benefit Trust (CERBT) which is used to prefund future retiree medical premiums.

Additionally, pension bond debt service and sinking fund payments totaling \$6.4 million are included in Non-Divisional expenditures. In accordance with the District’s plan to retire the pension bonds at the earliest date allowed, there was a \$25.5 million expense to pay-off the Series C bonds in November 2018. A similar payment is also scheduled in FY 2025-26 for the Series B bonds. The funding for these disbursements will come from committed fund balance accumulated since FY 2005/06.



This division also budgets \$3.5 million for a liability due to Sacramento County Employees’ Retirement System (SCERS). These payments reduce an unfunded liability for District retirees and employees formerly employed by the Florin Fire Protection District which is a predecessor agency. Also included in the budget are estimates for paid time off and sick leave buybacks of about \$2.3 million for all divisions.

This division also covers expenditures for property and liability insurance premiums, postage, and for the District’s headquarters expenditures such as utilities, janitorial services and landscape maintenance. Finally, Inter-Governmental Transfer (IGT) fees amounting to \$6.5 million are included in the expenditure budget. This will allow the District to recover federal funding associated with Medi-Cal managed care beneficiaries amounting to approximately \$14.5 million.

	Labor Costs	Services & Supplies	Taxes, Licenses, etc.	Capital Outlay	Division Total	% of Total Budget
FY2019/20	\$ 28,953,819	\$ 9,157,761	\$ 6,795,498	\$ -	\$ 44,907,078	18.2%

---

# Operations Branch

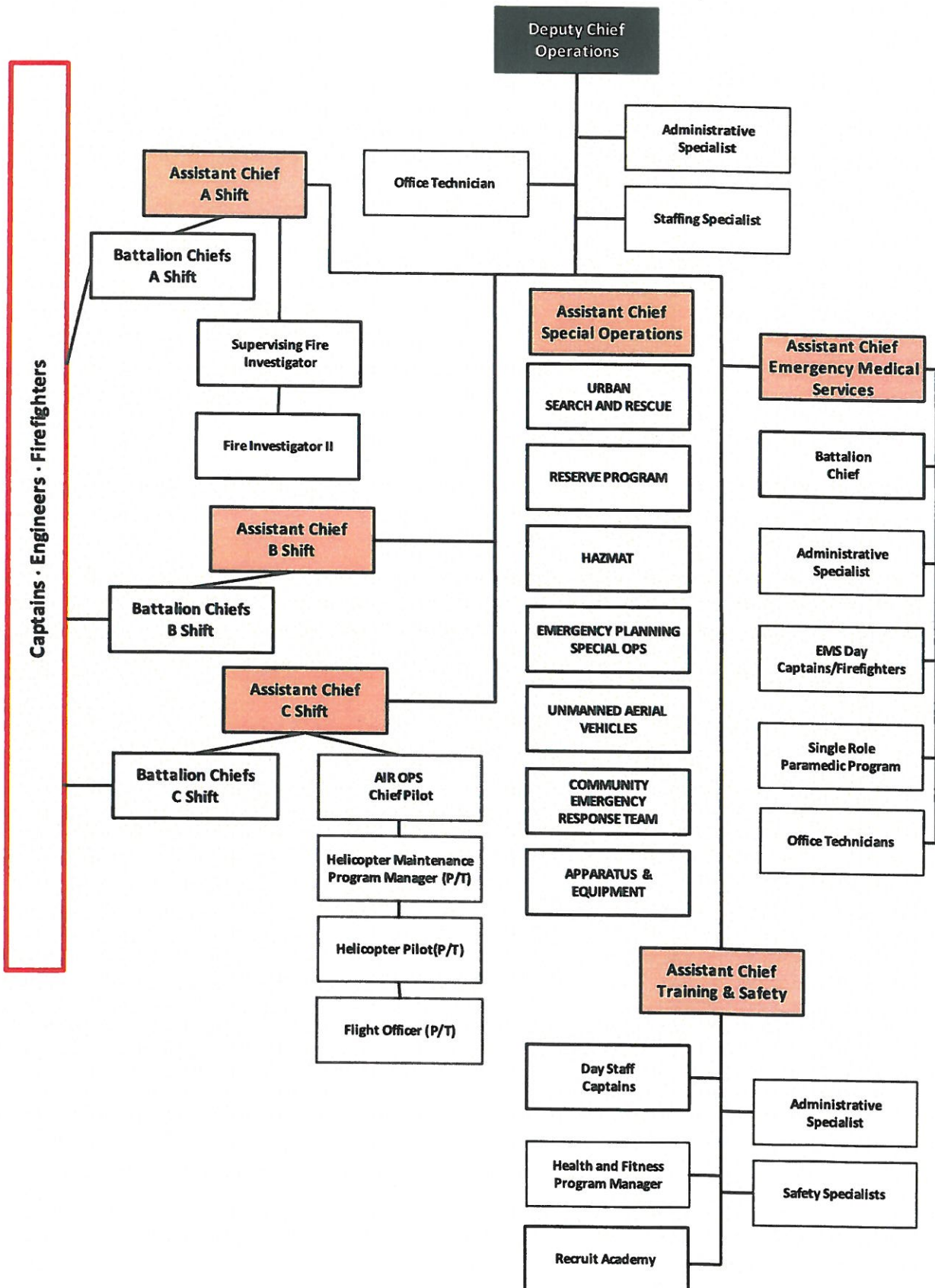
## Eric Bridge Deputy Chief

<b>Operations</b>
<b>Emergency Medical Services</b>
<b>Single Role Paramedic Program</b>
<b>Fire Investigations Unit</b>
<b>Training</b>
<b>Health &amp; Fitness</b>





# OPERATIONS





## OPERATIONS

Deputy Chief	1	Supervising Fire Investigator	1
Assistant Chiefs	3	Fire Investigator II	2
Administrative Specialist	1	Battalion Chiefs	16
Staffing Specialist	1	Captains	132
Office Technicians	1	Engineers	132
Helicopter Chief Pilot	1	Firefighters	<u>231</u>
Helicopter Pilots (P/T)	3		<u>525</u>

<i>Administrative</i>	Labor Costs	Services & Supplies	Taxes, Licenses, etc.	Capital Outlay	Division Total	% of Total Budget
FY2019/20	\$ 1,432,864	\$ 38,312	\$ -	\$ -	\$ 1,471,176	0.6%

<i>Suppression</i>	Labor Costs	Services & Supplies	Taxes, Licenses, etc.	Capital Outlay	Division Total	% of Total Budget
FY2019/20	\$ 127,567,180	\$ -	\$ -	\$ -	\$ 127,567,180	51.7%

<i>Fire Investigations</i>	Labor Costs	Services & Supplies	Taxes, Licenses, etc.	Capital Outlay	Division Total	% of Total Budget
FY2019/20	\$ 472,180	\$ 23,316	\$ -	\$ 16,000	\$ 511,496	0.2%





## OPERATIONS

The Operations Division oversees all aspects of the District's all-hazard emergency services delivered from 41 stations with daily shift staffing of 190 personnel. The Operations Branch answered over 96,000 calls for service in 2018. These calls for service are answered by five Battalion Chiefs, 36 first-out engine companies, eight truck companies, 13 fire-based medics and nine single role paramedic units.

Metro Fire has several Special Operations programs that are managed under the Operations Division. These programs include Hazardous Materials (HazMat), Technical Rescue, Urban Search and Rescue (US&R), Swift Water Rescue, Tactical Emergency Medical Support (TEMS), Fire Investigations Unit, Air Operations, the Dozer Program, and the Unmanned Aerial Vehicle (UAV) Program.

Metro Fire's HazMat and Technical Rescue programs are certified by the California Office of Emergency Services for Type I statewide response. The US&R program is a member of California Urban Search and Rescue Task Force 7 (CA TF-7), one of 28 FEMA US&R task forces in the nation and one of eight in the state. Metro Fire's aviation and dozer programs are the only ones of their kind regionally and provide critical response capabilities to the Sacramento region. Metro Fire's TEMS program, also the only one of its kind regionally, provides tactical medical support to the Sacramento County Sheriff's Department, Citrus Heights Police Department, and FBI SWAT Teams. Additionally, Metro Fire is a member of the FBI Joint Terrorism Task Force, Regional Fusion Center, and Urban Area Security Initiative's Urban Area Working Group.

### ***FY2018/19 ACCOMPLISHMENTS:***

- Continued with the Professional Development Program delivering essential training topics to Operational personnel during a one-day class once a month.
- Continued our Company Officer Academy
- Continuously strengthening our partnerships with regional agencies
  - Allows for comprehensive regional training, so all crews, regardless of agency, are operating at the same standard.



### ***BUDGET DISCUSSION:***

Metro Fire's primary source of funding is property tax revenue and as such, its operations are significantly impacted by property values. The FY2019/20 Operations budget continues to reflect restoration of much of the service that was reduced in the prior economic downturn.

### ***GOALS FOR UPCOMING YEARS:***

- Recruit and hire more contract pilots in Air Ops.
- Implement an intra-District helicopter pilot training program.
- Improve/enhance copter maintenance capacity.
- Expand Air Ops capability to include air ambulance with a public-private partnership.
- Standardize equipment on ARFF1 and ARFF2.
- Formalize a plan for ongoing ARFF training with Sacramento International Airport.
- Successfully fill the vacant Fire Investigator II position.
- Complete & finalize a new Field Training Program for District Peace Officers.
- CERT recruitment and retention
- CERT training & drills and regular deployment practice.



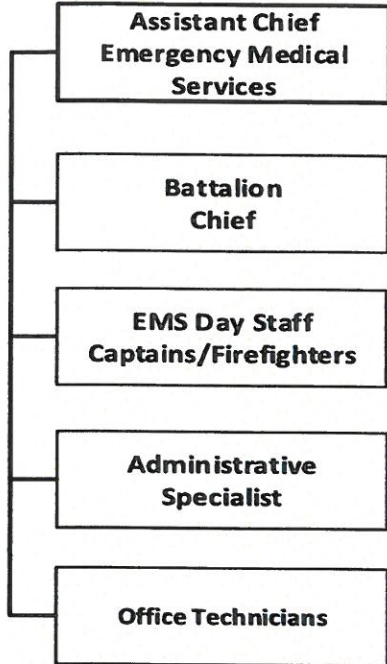
## OPERATIONS

---

- Complete the Command Doctrine and deliver initial training to all ranks.
- Train 2 new Dozer Operators and continued training for the current Operators.
- Continue to strengthen the working relationship with Cal Fire AEU.
- Reconstitute monthly and quarterly drills for HazMat team members.
- Replace expired consumables and outdated/unsupported capital asset equipment to maintain Type I HMRT status with CalOES.
- Seek grant funding for low draft vessels for the Swift Water Rescue Program.
- Continue to replace & maintain PPE
- Continue required annual training for Technical Rescue
- Implement out-of-county response ability for UAV program.
- Continually identify and improve response times.
- Implement a regional automated data monitoring and alerting system.



## EMERGENCY MEDICAL SERVICES



**STAFFING:**

Assistant Chief	1
Battalion Chief	1
Administrative Specialist	1
EMS Day Staff Captains	2
EMS Day Staff Firefighter	1
Office Technicians	<u>2</u>
	<u>8</u>

	Labor Costs	Services & Supplies	Taxes, Licenses, etc.	Capital Outlay	Division Total	% of Total Budget
FY2019/20	\$ 1,423,252	\$ 6,545,531	\$ 213,560	\$ -	\$ 8,182,343	3.3%



## EMERGENCY MEDICAL SERVICES

The Emergency Medical Services (EMS) Division is committed to providing quality training, delivering an enhanced response model, and ensuring quality care improvement for the members of Metro Fire and the communities we serve. The administrative side of EMS is comprised of an Assistant Chief, Battalion Chief, two Captain/Paramedics, one Firefighter/Paramedic, one Administrative Specialist, and two Office Technicians, with three EMS 24 Captains in the field.

The EMS Division supports the third largest fire-based transporting program in the State of California, operating 28 Advanced Life Support (ALS) ambulances, five reserve ALS ambulances, and 43 ALS engine and truck companies. With over 440 paramedics and 100 EMTs to staff these units, as well as trucks, water craft, a helicopter, and a bike medic team for special events, over 63,000 patients are transported or receive EMS services annually.

### ***FY2018/19 ACCOMPLISHMENTS:***

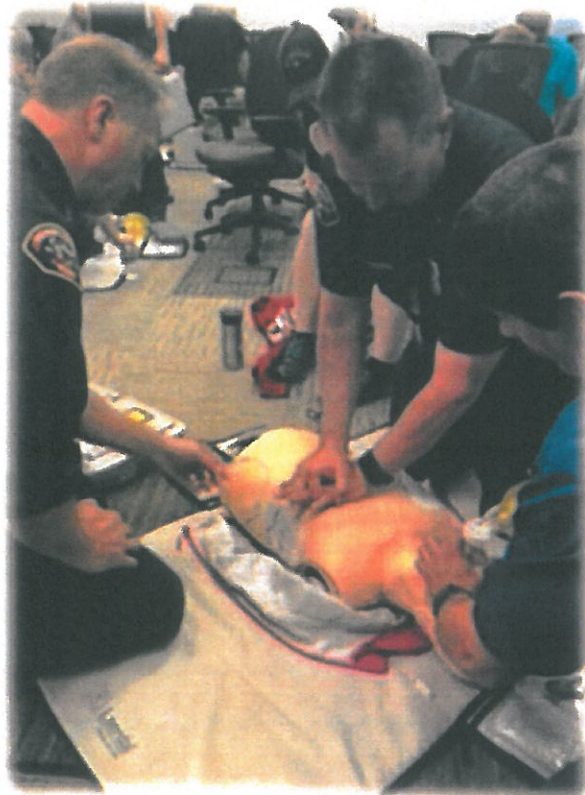
- Enhanced the staffing of the EMS division with a Battalion Chief/CQI Manager
- Partnered with the California Fire and Rescue Training Authority to provide Handtevy and Prehospital Trauma Life Support (PHTLS) training

### ***BUDGET DISCUSSION:***

The EMS Division's implementation of the upgraded ePCR (Image Trend Elite) system that meets the Health Insurance Portability and Accountability Act of 1996 and NEMSIS 3.4 state requirement was met on December 28, 2016. The data elements utilized for identifying training needs, system trends, quality care improvement and expedience of cost recovery are the result of the Image Trend Elite electronic patient care reporting system.

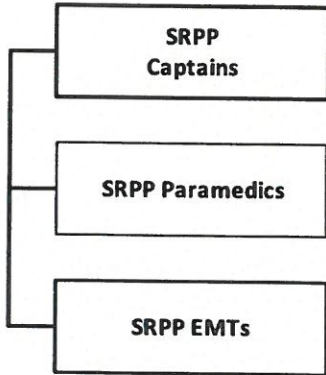
### ***GOALS FOR UPCOMING YEARS:***

- Complete RFP for ambulance services
- Develop alternative cost recovery methods for EMS services
- Implement partnership with UC Davis Medical Center for EMS Fellowship program
- Restructure the division to include two EMS specialists
- Work with Local 522 to add FDMs to EMS system





# SINGLE ROLE PARAMEDIC PROGRAM



**STAFFING:**

SRPP Captains	3
SRPP Paramedics	21
SRPP EMTs	<u>18</u>
	<u>42</u>

	Labor Costs	Services & Supplies	Taxes, Licenses, etc.	Capital Outlay	Division Total	% of Total Budget
FY2019/20	\$ 2,482,995	\$ 32,400	\$ -	\$ -	\$ 2,515,395	1.0%



## SINGLE ROLE PARAMEDIC PROGRAM

The Single Role Paramedic Program (SRPP) was established in 2013 as a pathway for its members to become Firefighter/Paramedics with Metro Fire. To date, 56 percent of the program graduates have made the intended transition.

The SRPP is managed in the field by two EMS 24 captains and one EMS 24 firefighter/paramedic, and operates via nine medics assigned throughout each battalion in Metro Fire's jurisdiction.



### ***FY2018/19 ACCOMPLISHMENTS:***

- Hired 11 Paramedics
- Hired seven Emergency Medical Technicians (EMTs)
- Promoted 10 EMTs to Paramedic
- Provided Paramedic internships for program members

### ***BUDGET DISCUSSION:***

The Single Role Paramedic Program celebrated its fifth year on March 1, 2018. The continued goal of the program is to enhance the capabilities of the District to provide a high caliber transporting program, which provides the best service to the community that Metro Fire serves.

### ***GOALS FOR UPCOMING YEARS:***

- Succession planning
- Academy graduation



## FIRE INVESTIGATIONS

Metro Fire is one of the few agencies in our region with a full-time Fire Investigation Unit (FIU). The primary role of the Fire Investigations Unit (FIU) is to investigate all fire-related incidents as well as small-scale explosives-related incidents that occur within the Sacramento Metropolitan Fire District and throughout Sacramento County as a member of the Arson/Bomb Taskforce. The FIU assists our Community Risk Reduction Division (CRRD) in enforcing Fire and Building codes and subsequent violations through the legal system. The FIU works as an assisting agency with local, State, and federal law enforcement agencies throughout the Sacramento region.

### ***FY2018/19 ACCOMPLISHMENTS:***

- The FIU conducted a total of 342 investigations for 2018 and has conducted a total of 69 investigations for 2019 as of May 12, 2019.
- Total losses in 2018 were approximately \$12,902,514. So far in 2019, the total losses have been approximately \$3,305,325.
- In 2018, there were a total of 21 cases closed by arrest with 79 cases determined to be incendiary. So far in 2019, there has been a total of 1 case closed by arrest with 6 cases determined to be incendiary.
- The FIU investigated a total of 6 civilian fatality fires in 2018, with one being ruled as a homicide. In 2019, the FIU has investigated a total of 3 civilian fatality fires.
- In October of 2018, the FIU's supervising Investigator retired, thus leaving the unit with only 2 full-time investigators. In January of 2019, one full-time investigator was promoted to the position of Supervising Investigator. Since that time, the FIU has been functioning with one full-time investigator and a Supervising Investigator. One replacement investigator is currently in the hiring process which is expected to be completed later this month.
- The FIU sent one investigator to the California Conference of Arson Investigators training seminar in February of 2019. This seminar fulfills the NFPA 1033 requirements for fire investigators to complete required annual continuing education.



### ***BUDGET DISCUSSION:***

Under the direction of the Fire Chief, the FIU is a subsection under the Operations Division. Our fire investigators, along with members of the Sacramento County Sheriff's Department, work continually to increase operational efficiency. The Taskforce members assist in fire investigation duties throughout the Sheriff Department's jurisdiction within Sacramento County. Members of the FIU work on new cases, which are identified frequently, as well as work diligently to close previous cases.

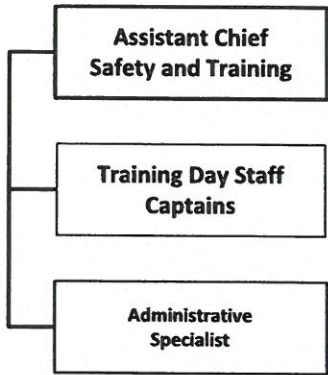
To ensure our members are adequately equipped to safely function, the FIU will continue to update assigned equipment and provide necessary training to meet current law enforcement standards.

### ***GOALS FOR UPCOMING YEARS:***

- Successfully fill the vacant Fire Investigator II position.
- Complete and finalize a new Field Training Program for District Peace Officers.
- Create adequate storage space for a District Evidence facility and implement a District evidence tracking system.



# TRAINING



**STAFFING:**

Assistant Chief	.5
Day Staff Captains	3
Administrative Specialist	<u>1</u>
	<u>4.5</u>

	Labor Costs	Services & Supplies	Taxes, Licenses, etc.	Capital Outlay	Division Total	% of Total Budget
FY2019/20	\$ 1,112,379	\$ 556,600	\$ 245,000	\$ -	\$ 1,913,979	0.8%





The Training Division's mission is to improve service delivery to the community by providing realistic, ongoing, and verifiable training to district personnel and assisting them to develop and strengthen essential job skills. We strive to ensure all-risk operational readiness and enhance the ability of our members to perform quality public service. We promote teamwork and service in a safe, effective, and efficient manner. There are many federal, state, and locally-mandated requirements which must be addressed, and as new information becomes available, it is imperative that we introduce new tools, technology, or equipment to train our fire personnel. The Training Division makes available opportunities to employees to achieve full potential in their current roles and assist them to advance their careers through training.

### ***FY2018/19 ACCOMPLISHMENTS:***

- The graduation of Firefighter Academies 18-2 and 19-1
- Conducted performance appraisals of over 70 probationary suppression personnel from the rank of Battalion Chief to Firefighter
- Conducted multiple District-wide hands-on full-scale exercises at donated structures
- Conducted Captain's and Battalion Chief Academy for promotional exams
- Supported and facilitated many certified classes in many disciplines for District members
- Continue to grow the Battalion Chief training officer involvement and training supply caches



### ***BUDGET DISCUSSION:***

Metro Fire has seen a steady decrease of experience within the ranks. The need for realistic scenario-based training which emphasizes comprehension of complex incidents can set our emergency responders up for success. Additional staffing expenditures will need to be committed to narrow this experience gap.

An increase in budget support hours for FY2019/20 is due to the increased staffing levels for live fire training, current training for specialty qualifications and skills evaluations of all ranks. It also includes an engineer mobile training prop to cultivate our diminishing engineers rank and a mobile all hazard command simulator which can also be used for community outreach and education. Continued evaluation and mentoring for all personnel is essential in ensuring the highest level of service to the community.

### ***GOALS FOR UPCOMING YEARS:***

- Continue live fire training under intense and realistic conditions in two-story Class A prop
- Increase skills evaluation and mentoring for all ranks
- Increase delivery of full scale exercises, live fire training, and scenario-based training
- Continue to cultivate and expand the number of qualified instructors within Metro Fire
- Revamp and continue to identify battalion classroom sites



**SAFETY**



**STAFFING:**

Assistant Chief	.5
Safety Day Staff Captain*	0
Safety Specialists	<u>2</u>
	<u>2.5</u>

	Labor Costs	Services & Supplies	Taxes, Licenses, etc.	Capital Outlay	Division Total	% of Total Budget
FY2019/20	\$ 218,530	\$ 2,565,387	\$ 2,248,004	\$ 2,710,931	\$ 7,742,852	3.1%

\*Position currently vacant and not funded.



The Safety Division oversees personal protective equipment (PPE), Occupational Safety and Health Administration (OSHA) responsibilities, self-contained breathing apparatus (SCBA) and more. All items requested from the Safety Division are required safety items necessary for personnel to safely do their jobs as well as meet both NFPA and OSHA requirements.

### ***FY2018/19 ACCOMPLISHMENTS:***

- Completed a district-wide full PPE inspection while personnel attended the annual fit testing
- Purchased 195 sets of replacement turnouts for current personnel, new hires, and live fire training ground use
- Implemented NFPA 1851 mandated tracking of all PPE; PPE is now on a schedule to ensure semi-annually cleaning and annual advanced inspections
- Began wear test of current structural firefighting hoods and structural firefighting gloves; goal is to provide the best protection in hoods and gloves while issuing 3-4 hoods and 2 pairs of gloves per firefighter.
- The previous SCBA evaluation that began in 2018 led to the decision to continue with Scott as the district's SCBA; the District received a grant to purchase some of the required equipment.
- Purchased three Porta Count Fit Test machines to replace current non-serviceable equipment
- Wildland PPE Replacement – the current specification of wildland was discontinued in December of 2017. The Wildland Team chose to adopt Cal Fire's current specification. The district decided to replace all 600 sets of PPE with the intent of providing a second set in the fall of 2019.



### ***BUDGET DISCUSSION:***

- All PPE/Safety items have increased to accommodate two recruit academies, turnouts that will no longer be compliant, and associated increased costs.
- Request transfer of funds to purchase 600 sets of new Wildland PPE.
- Request possible funding for a second set of Wildland PPE.
- Requested funding to provide more training for current Safety Specialists.

### ***GOALS FOR UPCOMING YEARS:***

- Purchase additional replacement SCBAs
- Purchase 220 sets of structural turnouts for new and current personnel
- Continue to reissue current stock of compliant Morning Pride turnouts
- Implement a hood replacement program so that line personnel will always have a clean structural hood for use after an incident
- Provide line personnel with two choices of structure gloves and issue them two sets



## HEALTH AND FITNESS

Metro Fire’s Health and Fitness division is responsible for providing all members with the opportunity to maintain an appropriate level of health and fitness throughout their career. The District provides comprehensive medical evaluations and annual fitness assessments. It provides professional support members with a fitness program that includes equipping facilities with a complement of fitness equipment and access to health and fitness knowledge and guidance through the District’s Health and Fitness Coach.

### FY2018/19 ACCOMPLISHMENTS:

- Fitness assessments were scheduled by company and occurred at stations
- Completed daily morning PT for multiple academies (SRP, lateral fire fighter and suppression)
- Designed training programs to increase functional strength and motility
- Implemented an on-line, personalized fitness training program for all members



### BUDGET DISCUSSION:

To comply with NIOSH Line of Duty Death report recommendations, as well as NFPA 1582 and the IAFF/IAFC Wellness Fitness Initiative, the plan for FY2019/20 is to continue to have all suppression personnel participate in a comprehensive medical evaluation. This evaluation will also meet the mandates for employee immunizations, DMV medicals as necessary, annual respiratory clearance and annual medical evaluations for those on the Hazmat team.

### GOALS FOR UPCOMING YEARS:

- Continue medical wellness exam for NIOSH SCBA compliance and preventive medical screening based on the hazards of the career.
- Continue fitness equipment replacement plan to include updating equipment to current modern standards for functional, fire-specific workouts
- Expand the Peer Fitness Program, including additional tactical fitness training
- Incorporate behavior health prevention with wellness program
- Physical therapy partnerships to increase injury prevention and reduce recover time and fiscal liability

**Health and Fitness  
Program Manager**

### STAFFING:

Program Manager 1

	Labor Costs	Services & Supplies	Taxes, Licenses, etc.	Capital Outlay	Division Total	% of Total Budget
FY2019/20	\$ 85,573	\$ 372,160	\$ -	\$ 6,000	\$ 463,733	0.2%

---

# Support Services Branch

**Brian Shannon**  
**Deputy Chief**

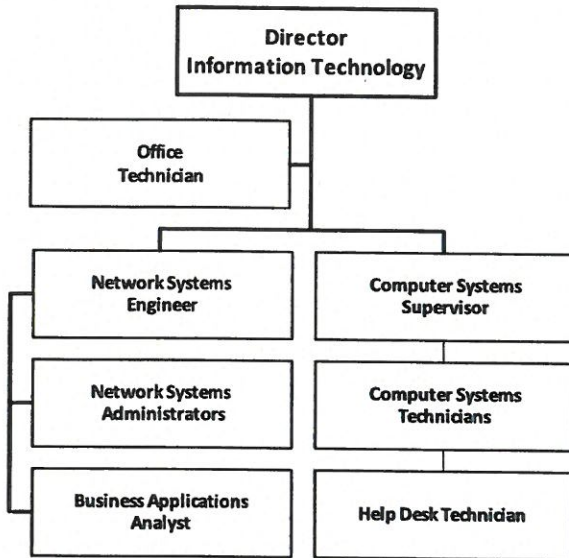


- Communications**
- Facilities**
- Fleet**
- Information Technology**
- Logistics**



# INFORMATION TECHNOLOGY

## STAFFING:



Director	1
Network Systems Engineer	1
Computer Systems Supervisor	1
Network Systems Administrator	2
Business Applications Analyst	1
Computer Systems Technician	2
Help Desk Technician	1
Office Technician*	<u>.5</u>
	<u>9.5</u>

	Labor Costs	Services & Supplies	Taxes, Licenses, etc.	Capital Outlay	Division Total	% of Total Budget
FY2019/20	\$ 1,381,475	\$ 2,257,524	\$ -	\$ 102,000	\$ 3,740,999	1.5%

\*Office Technician shares times between IT and Communications.



## INFORMATION TECHNOLOGY

The Information Technology (IT) Division includes Computer Systems and Network Systems. Under the direction of the Director of Information Technology, the IT Division manages the District's data center, network security, LAN/WAN, VoIP system, building fire/security/access control systems, mobile devices, and computer systems for 41 fire stations and four administrative buildings.



### ***FY2018/19 ACCOMPLISHMENTS:***

- Developed a vehicle incident reporting application
- Developed application for managing policies, bulletins, and documents
- Developed a mapping application for our mobile data computers
- Imaged our mobile data computers for a new CAD mobile client
- Upgraded several servers to Windows Server 2016
- Installed new servers, storage appliances, and switches

### ***BUDGET DISCUSSION***

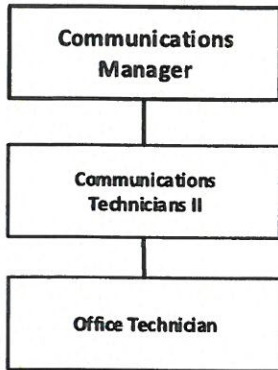
Some budget items have moved into the IT budget from other divisions and some new programs have been added as well. Even with the added budget items the IT budget is very similar to fiscal year 2018/19's budget.

### ***GOALS FOR UPCOMING YEARS:***

- Upgrade all servers to Windows Server 2016
- Upgrade all PCs to Windows 10
- Upgrade our virtual PC environment and several servers



# COMMUNICATIONS



**STAFFING:**

Communications Manager	1
Communications Technician II	2
Office Technician*	<u>.5</u>
	<u>3.5</u>

	Labor Costs	Services & Supplies	Taxes, Licenses, etc.	Capital Outlay	Division Total	% of Total Budget
FY2019/20	\$ 447,138	\$ 805,025	\$ 270,186	\$ 51,500	\$ 1,573,849	0.6%

\*Office Technician shares times between IT and Communications.





## COMMUNICATIONS

The Metro Fire Communications Division is responsible for the operation, maintenance, and repair of all District communication equipment and vehicle emergency lighting. Equipment includes: 800 MHz radios, VHF radios, mobile data computers (MDCs), vehicle modems, intercom systems, code 3 lighting, station emergency (red) phones, and fire station alerting systems.

The Communications Division is committed to providing the highest level of service to Metro Fire staff to help reduce unit response times and ensure communications stay intact. Communication Technicians handle all equipment repairs and radio programming out in the field. Metro Fire's Communications Manager represents the District in Radio System Enhancement Committee meetings, Radio System Management Group (SMG) meetings, and sits on the Technical Advisory Committee (TAC) for the Sacramento Regional Radio Communications System (SRRCS). This enables Metro Fire to have a voice on how the regional radio system is managed.

### ***FY2018/19 ACCOMPLISHMENTS:***

- Created new regional radio template
- Programmed 800 MHz Radios to P25 Digital
- Redesigned Battalion Chief Command Vehicle Communication Package and Vehicles Code lighting



### ***BUDGET DISCUSSION:***

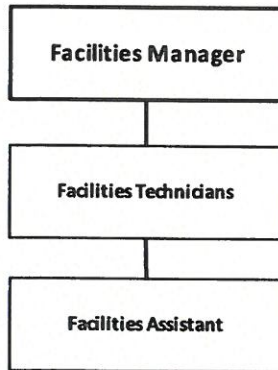
The Metro Fire Communications Division played an integral role in the development of a new Regional Radio Program to help the fire agencies upgrade all 800 MHz radios from analog to digital as part of the P25 project. This upgrade enhances interoperability with neighboring agencies by standardizing radio channels and enabling regional partners to have access to needed talk groups. During May 2019, all Metro Fire Radios were programmed with the new digital template. When not working on the radio upgrade, the Communications Division, in collaboration with Operations and Fleet, redesigned the Battalion Chief Command Vehicles to update the communications equipment and emergency lighting configuration.

### ***GOALS FOR UPCOMING YEARS:***

- Install Opticom emitters on additional intersections throughout Sacramento County
- Incorporate GPS into Opticom emitters
- Replace Vehicle Modems with a more reliable product
- Work with the Comm Center to integrate Automatic Voice Dispatch (AVD) and Automatic Vehicle Locator (AVL) in the dispatching process
- Update paging system to newer, more reliable system
- Enable GPS location through portable radios



## FACILITIES



**STAFFING:**

Facilities Manager	1
Facilities Technicians	3
Facilities Assistant	<u>1</u>
	<u>5</u>

	Labor Costs	Services & Supplies	Taxes, Licenses, etc.	Capital Outlay	Division Total	% of Total Budget
FY2019/20	\$ 645,318	\$ 1,433,362	\$ -	\$ 85,000	\$ 2,163,680	0.9%




## FACILITIES

The Facilities Division is tasked with the heavy maintenance and remodeling of the District's 41 fire stations, administrative buildings, and other District-owned properties being leased out. These tasks include using personnel to remodel and retrofit existing buildings to meet current needs and to troubleshoot, repair, and maintain the District's physical structures and grounds. Our mission is to keep all District properties in good condition and to keep the fire stations as fully functional and comfortable homes for our firefighters during their 48-hour shifts.

### ***FY2018/19 ACCOMPLISHMENTS:***

- Response to over 100 monthly requests
- Station 28 kitchen refurbishment with all new flooring
- Station 31 lead and asbestos abatement and encapsulation
- Station 26 (3) HVAC system installations
- Station 59 HVAC system replacement
- District-wide facilities condition assessment
- Headquarters RH-2 Heating system replacement
- Stations 31 and 58 window replacements
- Station 61 water and gas re-pipe
- Fleet vehicle charging system installation
- Multi-site LED lighting retrofits
- Station 106 bathroom refurbishment
- Three unit HVAC replacements at Hurley
- Headquarters north window re-sealing

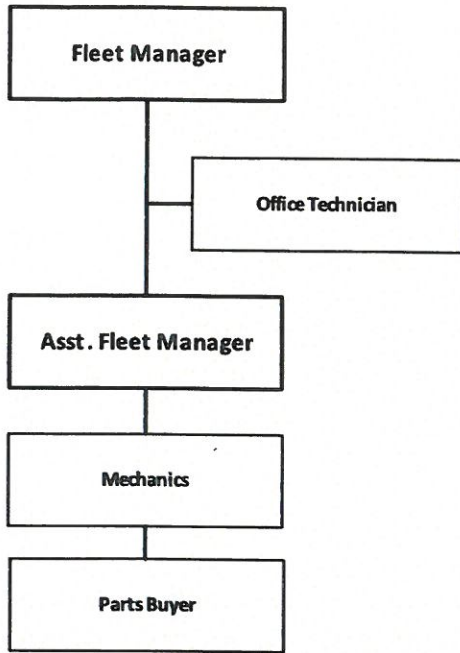


### ***BUDGET DISCUSSION:***

Funding for FY 2019/20 is requested to evaluate, and then to begin remodeling existing restrooms upon determination that an existing station's footprints provides enough floor space to split one large restroom into multiple code-compliant facilities. Addressing deficiencies within our aged fire sprinkler systems continues. Overall we have replaced most of the roofs identified within the 2013 multi-site roofing assessment, but roofs will always require a certain level of repair. This year, Facilities begins the process of expanding the life expectancy of medium-aged roofs by using an "expando-thane polyuria treatment." Our Districtwide multi-site flooring project was delayed; therefore, next year's budget reflects funding to complete the entire project, plus an additional \$50,000 for additional asbestos abatements not originally accounted for within the 2018/19 budget. As always, critical infrastructure remains Facilities' highest priority as reflected in both our General Fund, as well as within our Leased Properties Fund.

### ***GOALS FOR UPCOMING YEARS:***

- District restroom assessment and remodel
- Flooring replacements at stations: 66, 61, 105, 117, 26, 25, 21
- Roof replacement at Station 117
- Major Roof repairs at Stations 51, 21, and 65
- Station 116 structural repairs / roof replacement
- Multi-site station security including lighting, fencing, gates, and automatic gate keypad replacements
- Headquarters south window re-sealing
- Station 55 kitchen refurbishment
- Headquarters security station
- Fleet security camera electrical infrastructure
- Fire sprinkler certifications and improvements
- Headquarters drainage installation



**STAFFING:**

Fleet Manager	1
Assistant Fleet Manager	1
Mechanics	11
Parts Buyer	1
Office Technician*	<u>1</u>
	<u>15</u>

	Labor Costs	Services & Supplies	Taxes, Licenses, etc.	Capital Outlay	Division Total	% of Total Budget
FY2019/20	\$ 2,138,325	\$ 2,465,095	\$ -	\$ 5,358,775	\$ 9,962,195	4.0%

*\*Requesting to have reclassified from Office Technician to Accounting Technician.*



Fleet Maintenance Division's primary mission is to support District operational readiness by maintaining 360 vehicles and apparatus in safe, effective, and reliable working order. This is achieved through comprehensive fleet management practices including acquisition, inspection, maintenance, repair, testing, recordkeeping, and disposition of equipment. The Division monitors and maintains a daily pre-trip inspection program for all line vehicles, assessing reported defects and assigning them as immediate need, mobile field repair, or deferral to full service. Additionally, Fleet Maintenance staff provides vehicle familiarization and usage training, manages apparatus specification development while ensuring compliance with all applicable state, local and federal laws and regulations, and serves on several of the District's oversight teams.

### ***FY2018/19 ACCOMPLISHMENTS:***

- Increased the volume of full services and decreased the intervals between services.
- Added a new Fire Mechanic to the Division.
- Implemented the Operative IQ Fleet Software system.
- Ordered the following vehicles: Ambulances (3), Type I Engines (2), Battalion Chief Pick-ups (2), Fleet Service Truck, Administration SUV, Arson SUV, EMS 24 SUV, Logistics Van, and Water Tenders (2).
- Purchased new tools to be able to repair more failures in house.
- Provided 24-hour mobile response services.
- Provided apparatus training to new SRPP employees, Recruit Firefighters, and current line personnel.
- Hosted and attended the 48<sup>th</sup> annual California Fire Mechanics Academy.



### ***BUDGET DISCUSSION:***

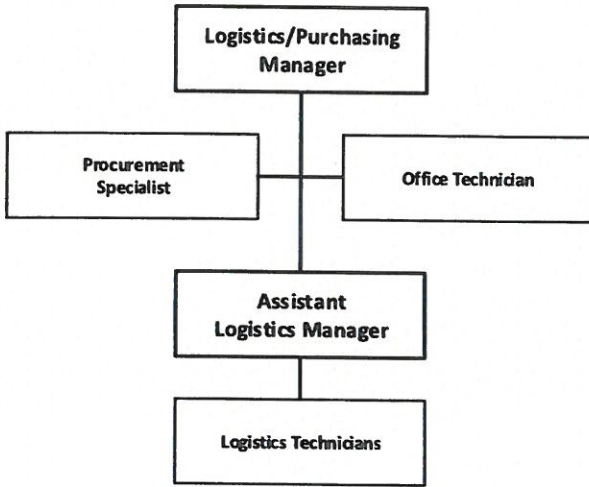
Fleet Maintenance Division's projected budget includes adjustments that are necessary to run day-to-day operations. The budget reflects increases to the service and parts lines to cover our increased work throughput and increased parts costs. This fiscal year, funds have again been allocated to repair some of the existing equipment in the Fleet facility. Additionally, the equipment and training budget for Fleet's personnel has been prioritized to give our Mechanics the tools and education they need to keep up with ever changing diesel engine technology. This will result in continued cost savings by reducing the number of repairs that are being outsourced, increasing efficiency, and decreasing the down time of our vehicles and apparatus.

### ***GOALS FOR UPCOMING YEARS:***

- Implement the pre-trip portion of the Operative IQ software program.
- Reduce the number of fire apparatus that are outsourced for repairs by providing factory training and tools to our Mechanics.
- Reestablish the ranks of Shop Assistant and Master Mechanic to make the division more efficient.
- Reopen a southern satellite shop at Station 50.



## LOGISTICS/PURCHASING



**STAFFING:**

Logistics/Purchasing Manager	1
Warehouse Supervisor	1
Logistics Technicians	7
Procurement Specialist	1
Office Technician	<u>1</u>
	<u><u>11</u></u>

	Labor Costs	Services & Supplies	Taxes, Licenses, etc.	Capital Outlay	Division Total	% of Total Budget
FY2018/19	\$ 1,063,776	\$ 1,676,986	\$ 50,000	\$ -	\$ 2,790,762	1.1%



## LOGISTICS/PURCHASING

Logistics is the central hub of warehouse operations for all District supplies and equipment. Our inventory supplies all 41 fire stations, Armstrong Headquarters, Fleet Division, Communication Division, and the Logistics/Training Facility. Deliveries of all inter-office mail is routed to all of these locations daily. While performing this task, we are able to deliver custodial supplies, office supplies, fire suppression equipment, oxygen tanks and EMS supplies for medics, and replenish SCBA bottles. Logistics keeps the District in compliance with NFPA standards by regularly testing ladders and hoses, and doing regular cleaning, inspection, and maintenance of turnouts. Logistics administers the District's Hazardous Materials Plans and submits all required documentation and information to the County of Sacramento Environmental Management Department. Logistics is responsible for coordinating the repairs on fire station appliances and purchases replacement appliances when needed. Finally, Logistics supports numerous District functions and training operations by delivering supplies and equipment.

The Purchasing Manager and Procurement Specialist are responsible for administering the Districts Purchasing Policy. We review all purchase requisitions for correct budget expenditure and issue purchase orders for all requests over \$1,000. Staff works with budget officers for the procurement of services and supplies over \$45,000 up to \$100,000 requiring bid documentation. We review documents and offer advice for sourcing and cost savings. Purchasing handles all formal bids for the procurement of services and supplies over \$100,000, working with budget officers to develop scopes of work and publishing all formal bid documents. We facilitate bid openings and bid/proposal evaluations. Our division maintains vendor information in the District's financial system. We upkeep insurance documentation for all vendors doing business with the District. Purchasing is the repository of all District contracts and agreements. Contract terms and pricing are routinely reviewed for invoice accuracy. Notifications regarding expiration dates will be sent to staff for contract renewals.

### ***FY2018/19 ACCOMPLISHMENTS:***

- With the implementation of Operative IQ at the stations, Logistics is able to track every item that is ordered by a station, and now is capturing a history of all orders. This created an efficiency in the ordering process where we now know the part numbers of all items that a station orders.
- Continuing to manage the ladder testing, hose testing and PPE cleaning processes mandated by NFPA.

### ***BUDGET DISCUSSION:***

The Logistics budget is a direct reflection of District needs requested by all divisions. The Logistics and Purchasing Division continues to seek value through cost savings research.

### ***GOALS FOR UPCOMING YEARS:***

- Continue to organize the logistics warehouse ordering, receiving and storing of goods.
- Continue to find ways to deliver professional service to the District and all its programs.



---

# PERSONNEL







**POSITIONS AND AUTHORIZATION DOCUMENT (PAD)**  
**Preliminary Budget FY 2019/20**

<b>SUMMARY</b>				
<b>Full-time Positions</b>				
	<b>Authorized Positions</b>	<b>Actual Filled Positions</b>	<b>Funded Positions</b>	<b>Proposed Changes</b>
<b>Office of the Fire Chief</b>	<b>9</b>	<b>7</b>	<b>7</b>	<b>0</b>
<b>Operations</b>	<b>612</b>	<b>553</b>	<b>580</b>	<b>0</b>
<b>Support Services</b>	<b>45</b>	<b>44</b>	<b>45</b>	<b>0</b>
<b>Administration</b>	<b>50</b>	<b>43</b>	<b>49</b>	<b>0</b>
<b>Total</b>	<b>716</b>	<b>647</b>	<b>681</b>	<b>0</b>



**POSITIONS AND AUTHORIZATION DOCUMENT (PAD)**  
**Preliminary Budget FY 2019/20**

<b>OFFICE OF THE FIRE CHIEF</b>					
Position	Auth'd Positions	Actual Filled Positions	Funded Positions	Proposed Changes	Employee(s) / Comments
Fire Chief	1	1	1		Todd Harms
Chief Deputy	0	0	0		<i>vacant - not funded</i>
Assistant Chief	1	0	0		<i>vacant - not funded</i>
Day Staff Captain, Staff Officer	1	0	0		<i>vacant - not funded</i>
Day Staff Captain, PIO (Ops oversight)	1	1	1		Chris Vestal
Community Relations Coordinator	1	1	1		Chris Dargan
Day Staff Local 522 VP-Representative	1	1	1		Trevor Jamison
Sr Staff Administrative Coordinator	1	1	1		Jill Guzman
Administrative Specialist, Office of the Fire Chief	1	1	1		Erin Castleberry
Board Clerk	1	1	1		Melissa Penilla
	9	7	7	0	



**POSITIONS AND AUTHORIZATION DOCUMENT (PAD)**  
**Preliminary Budget FY 2019/20**

OPERATIONS BRANCH							
Position	Auth'd Positions	Actual Filled Positions	Funded Positions	Proposed Changes	Employee(s) / Comments		
Deputy Chief, Operations	1	1	1		Eric Bridge		
Administrative Specialist, Operations Branch	1	1	1		Mollie Meyer		
Assistant Chief, Operations (A-B-C)	3	3	3		R. Hein	T. Wagaman T. Neville	
Day Battalion Chief, Special Operations	1	1	1		Chris Greene		
Staffing Specialist	1	1	1		Lara Kelley		
Office Technician, Operations Branch	1	1	1		Larsen Roundy		
<b>FIRE SUPPRESSION</b>					<b>A</b>	<b>B</b>	<b>C</b>
Battalion Chiefs	15	13	15		D. Durham Vacant M. Lozano C. Reed K. Wegener	Vacant C. Jenkins A. Mitchell J. Vestal F. Rowell	D. Baker K. Keeley A. Peck JP. Seivane J. Graf
Fire Captains	135	132	132		Numbers do not include Day Staff & SRP Capts.		
Fire Engineers	135	111	132				
Firefighters	237	230	231				
<b>SINGLE ROLE PARAMEDIC PROGRAM (SRPP)</b>							
Captains	3	3	3		Stephen Craig, Shani Cornell, Brenden Hogan (filled with FF on temp basis)		
Paramedics (FT)	40	14	21		Actual filled positions may exceed assumed average number of positions funded		
Emergency Medical Technicians (EMT)	18	23	18				
<b>EMERGENCY PREPAREDNESS - SPECIAL OPERATIONS</b>							
Chief Pilot	1	1	1		Montie Vanlandingham		
<b>EMERGENCY MEDICAL SERVICES (EMS)</b>							
Assistant Chief, EMS	1	1	1		B. Law		
Day Staff Battalion Chief, EMS	1	1	1		R. Griggs		
Day Staff Captain, EMS	3	3	3		Brian Benton, Ben Cargile, Phil Hart (filled with FF on temp basis)		
Administrative Specialist, EMS	1	1	1		Carmen Gandara		
Office Technician	2	2	2		Marcy Mateo, Cynthia Hamilton		
<b>TRAINING/SAFETY</b>							
Assistant Chief, Training	1	1	1		Adam House		
Day Staff Captain, Training	3	3	3		Brian Evers, James Mandes, Jeff Malinowski		
Health & Fitness Program Manager	1	1	1		Patrick Gallagher		
Administrative Specialist, Training	1	1	1		Dana Lipps		
<b>SAFETY</b>							
Day Staff Captain, Safety	1	0	0		vacant - not funded		
Safety Specialist	2	2	2		Robert Sestito, Linzi Hunter		
<b>ARSON</b>							
Supervising Investigator	1	1	1		Chris Rogers		
Fire Investigator II	2	1	2		Steve Johnson, Vacant		
	612	553	580	0			



**POSITIONS AND AUTHORIZATION DOCUMENT (PAD)**  
**Preliminary Budget FY 2019/20**

<b>SUPPORT SERVICES BRANCH</b>					
<b>Position</b>	<b>Auth'd Positions</b>	<b>Actual Filled Positions</b>	<b>Funded Positions</b>	<b>Proposed Changes</b>	<b>Employee(s) / Comments</b>
Deputy Chief, Support Services	1	1	1		Brian Shannon
<b>LOGISTICS</b>					
Logistics/Purchasing Manager	1	1	1		Mark Jones
Assistant Logistics Manager	1	1	1		Mark Siebert
Logistics Technician	7	7	7		Crusto, Lascelles, Lamons, Putman, Thomas, Spence, Brad Graham
Procurement Specialist	1	1	1		Courtney Moore
Office Technician	1	1	1		Amanda Berkey
<b>FACILITIES</b>					
Facilities Manager	1	1	1		George Gravin
Facilities Technician	3	3	3		John Raeside, Joe Eachus, Aldrey Almeria
Facilities Assistant	1	1	1		Jamie Bedal
<b>FLEET MAINTENANCE</b>					
Fleet Manager	1	1	1		Shea Pursell
Assistant Fleet Manager	1	1	1		Tim Swank
Fire Mechanic	11	11	11		Courtney, Davison, Geaney, Mansel, Moose, Morell, Mull, Petruzzi, Rhodes, Snuffer, Stites
Parts Buyer	1	1	1		Matthew Freeman
Accounting Technician				1	Requesting to reclassify from Office Technician to Accounting Technician position
Office Technician	1	1	1	-1	Amy Peterson
<b>Information Technology (IT)</b>					
Director, Information Technology	1	1	1		Mat Roseberry
Office Technician	0.5	0.5	0.5		Yuri Marroquin (1/2 time Comms & 1/2 time IT)
Business Applications Analyst	1	1	1		Sherri Martucci
Network Systems Engineer	1	1	1		Ken Lin
Network Systems Administrator	2	2	2		May Foroudi, Ben Miller
Computer Systems Supervisor	1	1	1		Arthur Hong, Santiago Naranjo
Computer Systems Technician	2	1	2		Santiago Naranjo, <i>vacant</i>
Help Desk Technician	1	1	1		Alex Vasquez
<b>Communications Division</b>					
Communications Manager	1	1	1		Steve Jordan
Communications Technician II	2	2	2		James Day, Alex Ybarra
Office Technician	0.5	0.5	0.5		Yuri Marroquin (1/2 time Comms & 1/2 time IT)
	45	44	45	0	



## POSITIONS AND AUTHORIZATION DOCUMENT (PAD)

Preliminary Budget FY 2019/20

ADMINISTRATIVE BRANCH					
Position	Auth'd Positions	Actual Filled Positions	Funded Positions	Proposed Changes	Employee(s) / Comments
Deputy Chief, Administration	1	1	1		Greg Casentini
<b>HUMAN RESOURCES</b>					
Human Resources Manager	1	1	1		Melisa Maddux
Administrative Specialist	1	1	1		Giovanna Read
Human Resources Analyst	1	1	1		Olesya Melnichuk
Human Resources Specialist	3	3	3		Julie Cole, Leslie Miller, Candace Sarlis
<b>FINANCE</b>					
Chief Financial Officer	1	1	1		Amanda Thomas
Controller	1	1	1		Ronald Empedrad
Payroll Supervisor	1	1	1		Sarah Ortiz
Payroll Analyst	1	1	1		Robyn Almeida
Financial Analyst	1	1	1		Tara Maeller
Accounting Specialist	1	1	1		Natividad Manalo
Accounting Technician	6	5	6		Brown, Cheung, Falls, Guerrero, Houston, <i>vacant</i>
<b>DEVELOPMENT</b>					
Economic Development Manager	1	1	1		Jeff Frye
Accounting Specialist (Grants)	1	1	1		R. Marie Bernal
<b>COMMUNITY RISK REDUCTION</b>					
Fire Marshal	1	1	1		Lisa Barsdale
Deputy Fire Marshal	1	0	0		<i>position unfunded</i>
Administrative Specialist	1	1	1		Michelle Dehoney
Plan Intake Specialist	3	3	3		Shana Mamulski, Cora Zielinski, Michael Toney
Office Technician	3	3	3		Joanna Navarro, Allie Zablotskiy, Nanette Goodwin
Supervising Inspector	3	3	3		A. Nygren, M. Hambrick, C. Fields
Fire Inspector II	14	6	7		Olivares, T. Olcese, Schmidt, Callison, Ganea, Hampton (all vacant positions are filled with Inspector I)
Fire Inspector I		3	7		Kauppi, Klets, Whitney (5 vacant between Inspector II & I)
Geographic Information Specialist II	1	1	1		Denis Murray
Community Relations Specialist	2	2	2		Brenda Briggs, Rebecca Alessandri (moved from Office of the Fire Chief)
	50	43	49	0	



**POSITIONS AND AUTHORIZATION DOCUMENT (PAD)**  
**Preliminary Budget FY 2019/20**

<b>PART-TIME, TEMPORARY, RETIRED ANNUITANTS, RESERVE &amp; REIMBURSED</b>					
<b>Position</b>	<b>Auth'd Positions</b>	<b>Actual Filled Positions</b>	<b>Funded Positions</b>	<b>Proposed Changes</b>	<b>Employee(s) / Comments</b>
Retired Annuitants (part-time)	17	6	6		
Reserve Firefighters	14	10	14		Barnes, Berry, Burwell, Driver, Golosinskiy, Manley, Siebert, Spiegelberg, Morris, Amstutz (4 vacant)
Helicopter Pilot (part-time)	3	3	3		Combs, Cotter, Smith
Part-Time Helicopter Maintenance Program Manager	1	0	0		
Air Ops Manager/Special Ops Capt	1	1	0		<i>Not Funded - part-time position filled by a suppression Captain</i>

**California Fire and Rescue Training Authority (CFRTA)**

Deputy Executive Director, Planning and Facilities	1	0	0		<i>Vacant</i>
--	---	---	---	--	---------------

**Urban Area Security Initiative**

Planning and Exercise Coordinator	1	1	1		Jon Rudnicki, Reimbursed Position
	37	20	23	0	

\*Shown in two locations on the PAD

**SACRAMENTO METROPOLITAN FIRE DISTRICT**

1/1/2019

**PAY SCALE**

	1st Step	2nd Step	3rd Step	4th Step	5th Step
<b>Fire Chief</b>					21,912.07
<b>Senior Management Staff - Unrepresented Confidential</b>					
Chief Deputy					20,955.45
Deputy Chief					19,957.56
Assistant Chief				17,465.65	18,335.31
Fire Marshal				17,465.65	18,335.31
Chief Financial Officer				15,149.90	15,904.72
Chief Development Officer				15,149.90	15,904.72
<b>Management Staff - Unrepresented Confidential</b>					
Director of Information Technology	10,180.58	10,686.78	11,218.60	11,777.19	12,363.67
Economic Development Manager	8,480.29	8,901.74	9,344.37	9,809.31	10,296.55
Facility Manager	8,480.29	8,901.74	9,344.37	9,809.31	10,296.55
Controller	8,480.29	8,901.74	9,344.37	9,809.31	10,296.55
Fleet Manager	8,480.29	8,901.74	9,344.37	9,809.31	10,296.55
Human Resource Manager	8,480.29	8,901.74	9,344.37	9,809.31	10,296.55
Logistics Manager	8,480.29	8,901.74	9,344.37	9,809.31	10,296.55
Communications Manager	8,480.29	8,901.74	9,344.37	9,809.31	10,296.55
CQI Manager	8,404.47	8,821.46	9,259.65	9,720.13	10,202.88
Chief Pilot	8,316.40	8,728.93	9,161.52	9,615.31	10,092.51
Grant / Economic Dev Coord	8,298.56	8,711.09	9,143.68	9,598.58	10,075.79
Assistant Logistics Manager	7,537.05	7,911.67	8,304.14	8,716.67	9,149.25
Assistant Fleet Manager	7,537.05	7,911.67	8,304.14	8,716.67	9,149.25
<b>Unrepresented Confidential - Exempt</b>					
Network Systems Engineer	8,144.70	8,549.43	8,974.21	9,420.20	9,888.47
Computer Systems Supervisor	7,654.12	8,034.31	8,433.46	8,852.68	9,291.97
Purchasing Agent	7,134.56	7,487.98	7,859.27	8,249.50	8,658.68
Accounting Supervisor	6,947.24	7,291.77	7,653.01	8,033.20	8,432.36
Human Resources Analyst	6,814.56	7,152.39	7,506.95	7,879.32	8,270.70
Facilities Supervisor	6,720.91	7,054.27	7,404.37	7,772.30	8,158.06
Administrative Analyst	6,681.89	7,013.03	7,360.87	7,726.59	8,110.13
Payroll Analyst	6,681.89	7,013.03	7,360.87	7,726.59	8,110.13
Financial Analyst	6,681.89	7,013.03	7,360.87	7,726.59	8,110.13
Board Clerk	6,113.26	6,416.52	6,734.27	7,067.66	7,417.76
Office Manager / Workers' Comp Spec	6,113.26	6,416.52	6,734.27	7,067.66	7,417.76
Staffing Specialist	6,113.26	6,416.52	6,734.27	7,067.66	7,417.76
Sr. Staff Adm Coord/Fire Chief's Secty	5,642.74	5,922.59	6,215.83	6,523.56	6,846.89
Procurement Specialist	4,511.08	4,734.07	4,968.21	5,213.50	5,471.05
Accounting Specialist	4,511.08	4,734.07	4,968.21	5,213.50	5,471.05
Human Resources Specialist	4,511.08	4,734.07	4,968.21	5,213.50	5,471.05
Payroll Specialist	4,511.08	4,734.07	4,968.21	5,213.50	5,471.05
Administrative Specialist	4,511.08	4,734.07	4,968.21	5,213.50	5,471.05
<b>Unrepresented Confidential - Non-Exempt</b>					
Network Systems Administrator	7,364.23	7,729.94	8,113.47	8,515.97	8,938.52
Database Technician	6,947.24	7,291.77	7,654.12	8,034.31	8,433.46
Communications Technician III	6,210.26	6,517.98	6,841.32	7,180.27	7,537.05
Communications Technician II	6,056.39	6,356.31	6,671.84	7,002.98	7,350.86
Computer Systems Technician	5,086.38	5,338.37	5,601.49	5,879.13	6,170.12
Warehouse Supervisor	5,027.30	5,275.92	5,536.83	5,811.10	6,098.76
Health & Fitness Program Manager	4,761.94	4,997.19	5,244.71	5,504.49	5,776.54
Help Desk Technician	3,998.20	4,195.56	4,401.83	4,619.24	4,847.80

	1st Step	2nd Step	3rd Step	4th Step	5th Step
<b>Administrative/Support Personnel Assoc:</b>					
Facilities Technician	6,114.37	6,417.65	6,735.40	7,069.88	7,421.09
Facilities Assistant	4,682.77	4,913.57	5,156.63	5,411.96	5,679.54
Safety Specialist	4,511.08	4,734.07	4,968.21	5,213.50	5,471.05
Plan Intake Specialist	4,511.08	4,734.07	4,968.21	5,213.50	5,471.05
Video Technician	4,437.50	4,657.13	4,886.83	5,128.76	5,381.85
Logistic Technician	4,198.89	4,406.27	4,623.68	4,852.24	5,091.95
Accounting Technician	4,006.02	4,203.35	4,410.73	4,628.14	4,856.71
Office Technician	3,516.54	3,689.37	3,871.09	4,061.76	4,262.46
<b>Hourly Position</b>					
SRPP - Paramedic	19.33	20.28	21.29		
SRPP - EMT	17.13	17.98	18.89		

	1st Step	2nd Step	3rd Step	4th Step	5th Step	6th Step	7th Step
<b>Local 522:</b>							
Recruit Firefighter					4,819.93		
Firefighter (effective 3/24/11)	5,554.67	5,828.96	6,116.60	6,418.75	6,736.51	7,069.88	7,419.98
Fire Engineer	6,762.17	7,096.65	7,447.85	7,816.90	8,203.80		
Fire Captain	7,568.27	7,942.89	8,336.45	8,748.98	9,182.71		
Battalion Chief	9,196.10	9,652.10	10,130.41	10,633.26	11,160.63		
Fire Inspector I	5,017.26	5,263.67	5,523.46	5,795.50	6,080.93		
Fire Inspector II	6,765.50	7,100.00	7,451.20	7,820.24	8,207.13		
Fire Supervising Inspector	7,571.61	7,946.22	8,339.81	8,752.34	9,186.06		
Deputy Fire Marshal	9,007.66	9,453.64	9,921.93	10,413.61	10,929.84		
Fire Investigator I	5,013.91	5,260.33	5,520.11	5,792.14	6,077.58		
Fire Investigator II	6,762.17	7,096.65	7,447.85	7,816.90	8,203.80		
Fire Supervising Investigator	7,568.27	7,942.89	8,336.45	8,748.98	9,182.71		
Hazardous Materials Inspector	7,279.50	7,639.61	8,017.58	8,414.51	8,831.50		
Public Education Technician	4,457.57	4,676.09	4,905.77	5,147.71	5,400.81		
Community Relations Specialist	4,893.50	5,134.33	5,387.42	5,652.77	5,931.52		
Community Relations Coordinator	5,347.29	5,610.41	5,886.93	6,177.92	6,483.41		
Geographic Information Specialist I							
Geographic Information Specialist I	4,962.64	5,206.80	5,463.24	5,731.94	6,015.14		
Shop Assistant	3,445.19	3,613.54	3,790.83	3,977.01	4,172.14		
Parts Buyer	4,974.89	5,220.18	5,477.74	5,747.56	6,030.76		
Fire Mechanic	6,173.45	6,477.84	6,797.82	7,133.44	7,485.76		
Master Fire Mechanic	6,866.97	7,205.91	7,562.69	7,937.30	8,329.77		

<b>Hourly Position:</b>	
Effective: 1/1/2018	
Hourly Employees	12.00
PT Helicopter Pilot	45.00
PT Helicopter Mechanic	45.00